



Hywel Dda University Health Board

Wales Cancer Patient Experience Survey 2021/22

Health Board Report



Contents

1. Executive Summary.....	3
2. Introduction.....	7
3. Methodology.....	8
3.1 Sample Process.....	8
3.2 Questionnaire distribution.....	8
3.3 Assignment of respondents to a Health Board / Velindre.....	8
3.4 Standardisation of Health Board Data (adjusted data).....	10
3.5 Health Board average score and All Wales score.....	10
4. Response rates.....	11
5. Comparisons with previous years.....	14
6. This report, and subsequent publications.....	15
7. Understanding the results.....	16
8. Survey results.....	21
8.1 Before your diagnosis.....	21
8.2 Finding out you had cancer.....	27
8.3 Deciding the best treatment and / or care for you.....	32
8.4 Healthcare professionals.....	37
8.5 Support for people living with cancer.....	50
8.6 Operations.....	54
8.7 Hospital care as an inpatient.....	56
8.8 Outpatients / day case appointments.....	65
8.9 Radiotherapy / chemotherapy.....	67
8.10 Arranging home support.....	69
8.11 Care from your General Practice.....	73
8.12 Your overall NHS care.....	75
Appendix 1.....	80
Appendix 2.....	81
Acknowledgments.....	82

1. Executive Summary

The results presented in this report are from the third Wales Cancer Patient Experience Survey (WCPES) which was conducted by IQVIA in 2021/2022, on behalf of Macmillan Cancer Support and the Wales Cancer Network.

The WCPES is designed to measure and understand patient experiences of cancer care and treatment in Wales to help drive improvement both nationally and locally. The findings of the national report, supported by a data dashboard, as well as accompanying Local Health Board and Trust reports, will help us to celebrate what is working well, but also inform further improvements in cancer care by highlighting areas of importance, raised by people living with cancer across Wales. Please note when you read the report you will see that some of the percentages don't total to 100%, this is because of the rounding process used to analyse the data. Please see section in Chapter 7 titled 'Other Reporting Conventions' for more detail.

The COVID-19 pandemic brought unprecedented changes to the delivery of clinical services as a means of reducing the spread of the virus which impacted on the experience of care. As this iteration of the WCPES includes the experiences of those who received treatment from 1st January to 31st December 2020, the additional impact on services and delivery during the COVID-19 pandemic is included. Fewer patients came into hospitals and GP Practices for face-to-face appointments, many consultations were undertaken virtually, and those who attended face-to-face appointments for investigations and treatments, were often asked to do so alone. Whilst this was done in order to comply with national guidance around infection prevention and control, this will have affected experiences.

The impact of the pandemic varied across Health Boards and Velindre at different times depending on the numbers of COVID cases, services, and workforce capacity. As primary care (e.g. access to GP and pharmacy), community services (e.g. health and social care), secondary care (e.g. hospitals and specialist services), and the third sector (e.g. charity support) were all disrupted, significant adaptations to how these services were accessed and delivered were made. This in turn may have affected the sharing of practical, supportive, and holistic information across the cancer pathway, from information being given in person, to needing to rely on postal/ remote/digital approaches.

It is important to recognise the background context of the pandemic when interpreting the report as a means of fully appreciating the circumstances in which patients were reporting their experiences. This report has been produced to accurately reflect what people who experienced cancer care during this time have shared with us. Whilst it does not judge provision of care in any way or indeed rationalise or interpret these responses, reflecting on some of the comments people have shared around the impact of COVID-19, makes for sobering reading in a way that must support continuous learning and improvement. The quantitative and qualitative feedback are considered as being of equal importance and is designed to be read as two parts of one report.

We are hugely grateful to the thousands of people living with cancer who took part in the survey for providing such detailed feedback on their experiences of diagnosis, treatment, and care and we commit to improving experiences in the future.

Headline results

The survey results for Hywel Dda University Health Board are positive. **90%** of respondents rated their overall care as 7 or more out of 10 (a slight drop from **92%** when the survey was last carried out in 2016), with only **2%** rating their overall care as between 0 and 3 out of 10 (**2%** in 2016). **91%** said they were always treated with dignity and respect while they were in hospital (**90%** in 2016).

Other positive scores in the survey include:

- **96%** of respondents said they were always given enough privacy when they were being examined or treated
- **95%** of respondents said they were given all the information they needed about their operation
- **93%** of respondents said they were given all the information they needed about their test
- **92%** of respondents said hospital staff told them who to contact if they were worried about their condition or treatment after they left hospital

However, in other areas, responses were less positive. These include:

- **40%** were offered the opportunity to discuss their needs and concerns
- **35%** of respondents said their healthcare team completely discussed with them or gave them information about the impact cancer could have on their day-to-day activities (for example, their work life or education)
- **37%** of respondents said their family or someone else close to them definitely had enough opportunity to talk to a healthcare professional
- **35%** of respondents said that, after leaving hospital, they were definitely given enough care and help from their GP and the GP practice
- **28%** of respondents said they had been offered a written care plan
- **20%** of respondents said that, since their diagnosis, someone had discussed with them whether they would like to take part in cancer research (e.g. clinical trials)

Key Workers, Clinical Nurse Specialists and other health professionals

We know from previous iterations of this survey that having access to a Key Worker and a Clinical Nurse Specialist (CNS), is associated with better patient experience across the entire care pathway. In Wales, everyone with a cancer diagnosis should have a named Key Worker and the opportunity to have a supported conversation about meeting their needs.¹

88% of respondents said they were given the name and contact details of their Key Worker. **69%** of these respondents said that it was easy to contact them. **82%** said that, when they had questions to ask, they got answers they could understand all or most of the time. **75%** said their Key Worker provided them with all the information they needed to make informed decisions about their treatment.

In this survey, **87%** of respondents said their care included access to a CNS, (**79%** reported that their CNS was also their Key Worker, **8%** said their CNS was not their Key Worker). **73%** of the respondents who had access said it was easy to contact them. **86%** said that, when they had questions to ask, they got answers they could understand all or most of the time. **76%** said their CNS provided them with all the information they needed to make informed decisions about their treatment.

72% of respondents said that their care included access to another health professional, such as a physiotherapist, dietitian, speech and language therapist, occupational therapist or lymphoedema specialist. **60%** of respondents who had contacted their other health professional said that it was easy to do so. **76%** said that, when they had questions to ask, they got answers they could understand all or most of the time. **72%** said their other healthcare professional provided them with all the information they needed to make informed decisions about their treatment.

Time to first seeing a GP or other doctor

58% of respondents reported that it was less than 3 months from the first time they thought something might be wrong with them until they first saw a GP or other doctor. This is an increase on the 2016 score of **55%**.

Welsh language

*'The Welsh Government's strategic framework for the Welsh Language in health and social care aims to support Welsh speakers to receive services in their first language.'*² and is in the context of the Welsh language strategy 'Cymraeg 2050'³ which sets out Welsh Government's vision for reaching a million speakers by 2050.

Within the survey, people living with cancer were asked if they were able to speak in Welsh to staff if they needed to. 293 respondents who answered this question (**33%**) indicated that they needed to speak to staff in Welsh; of these, **47%** agreed 'Yes, completely' that they were able to do so.

¹ [Key workers for cancer patients \(WHC/2014/001\)](#) (Welsh Government 2014)

² [More Than Just Words Five Year Plan 2022-2027](#) (Welsh Government 2022)

³ [Cymraeg 2050: A million Welsh speakers \(gov.wales\)](#) (Welsh Government 2017)

Comparisons with 2016

31 questions in the survey are broadly comparable with 2016 (see section 5). Of these 20 scores have worsened and 11 have improved.

The 3 largest improvements are:

- **87.3%** of respondents in 2021/22 reported their care included access to a CNS – **77.0%** in 2016 (**+10.3%**)
- **88.5%** of respondents in 2021/22 reported they were given the name and contact details of their Key Worker – **82.1%** in 2016 (**+6.4%**)
- **88.3%** of respondents in 2021/22 reported they were always given enough privacy when discussing their condition or treatment – **83.8%** in 2016 (**+4.4%**)

The 3 largest declines related to care after leaving hospital/support at home:

- **35.0%** of respondents in 2021/22 reported that after leaving hospital, they were definitely given enough care and help from their GP and the GP practice – **56.9%** in 2016 (**-21.9%**)
- **44.0%** of respondents in 2021/22 reported that they were definitely offered practical advice and support in dealing with the side effects of their treatment at home – **56.8%** in 2016 (**-12.8%**)
- **75.0%** of respondents in 2021/22 reported that after leaving hospital, they were given clear written information about what they should or should not do after leaving hospital – **83.2%** in 2016 (**-8.2%**)

2. Introduction

The Wales Cancer Patient Experience Survey 2021/22 is the third iteration of the survey, first undertaken in 2013. This survey has been designed to measure and understand patient experience of cancer care and treatment in Wales to help drive improvement both locally and nationally. The findings of the survey will help celebrate what is working well and inform ongoing improvements in cancer care, by highlighting areas of importance, raised by people living with cancer across Wales, and their associated findings.

We express our gratitude to the thousands of people living with cancer who took part in the survey for providing such detailed feedback on their experiences of cancer diagnosis, treatment, and care. We also extend our thanks to those who supported the development of the survey, attended the engagement sessions, and those who gave up their time to help test the survey.

Cancer care in Wales is underpinned by high-quality person-centred care; this can mean having a good conversation about their concerns, understanding if they need signposting to financial advice or counselling and making sure there's a named point of contact throughout their care.

Person-centred care has been a long-established component of cancer care in Wales, initially set out in public policy under the Cancer Delivery Plan (2011-2016)⁴, Cancer Delivery Plan (2016-2020)⁵ and most recently in 2021 through the Cancer Quality Statement⁶. Our approach to person-centred care is evidence-based and embedded in the National Optimal Pathways. As part of the Single Cancer Pathway, the National Optimal Pathways provide the standards for health boards and trusts to develop consistent and embedded approaches to delivering person-centred care across Wales⁷. The National Optimal Pathways set out the need for a Key Worker and Holistic Needs Assessment to take place as a standard part of a person's cancer care and to ensure their wider needs are met.

This iteration of the survey includes the experiences of those who received treatment during the COVID-19 pandemic (1st Jan 2020 - 31st Dec 2020) and will therefore reflect experiences of the changes to services and delivery during this time. The survey was commissioned and managed by Macmillan Cancer Support and the Wales Cancer Network. The survey provider IQVIA are responsible for the designing, dissemination, implementation, analysis, and interpretation.

⁴ <https://www.iccp-portal.org/system/files/plans/120613cancerplanen.pdf>

⁵ <http://www.walescanet.wales.nhs.uk/sitesplus/documents/1113/161114cancerplanen.pdf>

⁶ <https://gov.wales/quality-statement-cancer-html>

⁷ <https://gov.wales/national-optimal-pathways-cancer-whc2022021>

3. Methodology

3.1 Sample Process

All 7 Health Boards and a tertiary cancer centre (Velindre Cancer Centre, part of Velindre University NHS Trust) participated in the survey. The sample for the survey included all adult (aged 16 and over) NHS patients, with a confirmed primary diagnosis of cancer, discharged after an inpatient episode or day case attendance for cancer-related treatment between 1 January and 31 December 2020.

The fieldwork for the survey was undertaken between 23 October 2021 and 13 February 2022.

3.2 Questionnaire distribution

As in 2016, the survey used a mixed-mode methodology. Questionnaires were sent by post in English and Welsh, but also included an option to complete online, also in English or Welsh. 21 days after the initial mail out, a reminder letter was sent to those who had not responded. A further, final, reminder was sent after another 21 days to non-responders, this included another copy of the questionnaire. A Freephone helpline was available to respondents to ask questions about the survey, to enable them to complete their questionnaires over the phone, and to provide access to a translation and interpreting facility for those whose first language was not English or Welsh.

3.3 Assignment of respondents to a Health Board / Velindre

In 2016, individual Health Board scores were produced by assigning people to their Health Board of residence, regardless of where they were treated. Feedback confirmed that this was the preferred approach for interpreting the results again in 2021/22. The exception to this is Velindre Cancer Centre because it is a tertiary cancer centre treating people from multiple Health Boards.

The reporting for Velindre Cancer Centre is based on patients discharged most recently from the cancer centre – as in the 2013 and 2016 surveys. Therefore, Velindre Cancer Centre is treated separately in this report and is not compared to the 7 Health Boards in Wales. For this reason, as well as the fact that it is a specialist cancer centre within a Trust, Velindre Cancer Centre is treated separately in this report.

Approval of this approach for the 2021/22 was agreed by the steering group that oversaw the programme.

There have been a number of changes to the Health Boards since the 2016 survey. For the 2021/22 survey assignment was into:

- Aneurin Bevan University Health Board
- Betsi Cadwaladr University Health Board
- Cardiff and Vale University Health Board
- Cwm Taf Morgannwg University Health Board
 - As of 1st April 2019, Cwm Taf Morgannwg University Health Board took over responsibility for healthcare services in the Bridgend County Borough Council area from Abertawe Bro Morgannwg University Health Board
- Hywel Dda University Health Board
- Powys Teaching Health Board
- Swansea Bay University Health Board
 - Swansea Bay University Health Board (formerly Abertawe Bro Morgannwg University Health Board) was created on April 1, 2019, after responsibility for providing healthcare services in the Bridgend County Borough Council area passed from Abertawe Bro Morgannwg University Health Board to Cwm Taf Morgannwg University Health Board

Powys teaching Health Board is responsible for planning, commissioning and providing local health services to address local needs of the 133,000 people living in Powys. The very rural nature of Powys means that the majority of local services are provided locally, through GPs and other primary care services, community hospitals and community services. With such a sparsely populated area there is no District General Hospital within Powys therefore Powys teaching Health Board pay for Powys residents to receive specialist hospital services in hospitals outside of the county in both England and Wales.

The patients completing the CPES from Powys teaching Health Board, would have had most of their cancer care outside of their Health Board of residence. E.g. diagnostics and surgery, radiotherapy, chemotherapy.

When interpreting Powys teaching Health Board's results, the reported experience will reflect the whole patient pathway which may span multiple Health Boards/Trust.

This report therefore gives an insight into the cancer experience of respondents who live within Hywel Dda University Health Board's administrative area.

3.4 Standardisation of Health Board Data (adjusted data)

This report uses a combination of standardised (adjusted) and unadjusted data.

The purpose of standardisation is to make comparisons in data fairer. Standardisation is the process of suppressing any differences that may be present due to local variation in terms of patient demographic profile. By adjusting for factors not within the Health Board's control that can have an impact on the perceived performance of a Health Board, such as a respondent's demographic background, economic status, or medical condition, standardisation gives a truer picture of any differences in quality across providers.

It was agreed that data would be adjusted by age, ethnicity, IMD quintile (deprivation), sex and tumour group when Health Board performance is compared – as in the 2016 survey.

Unadjusted data has not been changed in any way – it is an exact reflection of the answers respondents provided after anonymisation.

When Health Boards are not being compared, unadjusted data (data that has not been standardised) will be used.

3.5 Health Board average score and All Wales score

Adjusted data is used in this report where Health Boards are being compared. In all other cases the data is unadjusted. Where Health Boards are compared, both here and in individual Health Board reports, they are compared against the '**Health Board average score**'. This is an average (mean) of all the Health Boards' individual scores. Calculating the average avoids larger Health Boards being overrepresented in setting the standard against which they and other Health Boards are assessed.

When unadjusted data is presented, the total score will be the **All Wales Score**. This is the total positive score of all respondents in the sample. Unlike the Health Board average score, this score does not account for the difference in numbers from each Health Board, and each respondent in the sample is represented equally.

The All Wales scores and the Health Board average scores shown in the charts will differ due to this process.

4. Response rates

The sample size for Hywel Dda University Health Board was **1,559** cancer patients.

Of these **82** were removed as they were ineligible. Ineligible patients were those who had died between the sample being finalised and receiving any of the survey letters (**60**), had moved address (**8**) or had informed the helpline they were ineligible for another reason (**14**).

The eligible sample size was therefore calculated as **1,477** patients. A total of **925** questionnaires were returned completed, giving an overall response rate of **62.6%**. Completed questionnaires were received by post from **749** respondents (**81.0%** of responses); and **163** (**17.6%**) chose to complete their questionnaires on-line. **13** respondents called IQVIA's Freephone helpline to give their responses over the telephone; and just **1** used IQVIA's translation/interpreting services to give their responses.

As in previous years, because of the very large sample, high response rate, and high completion levels for each question, the data is highly robust from a statistical point of view.

More information on statistical tests undertaken can be found in the Technical Document at <https://wcpes.co.uk/library>

Response rates

Post



81.0%

Online



17.6%

Telephone



1.4%

Translation



<1%

The tables below show the percentage and response by tumour group, sex, age, ethnicity, and sexuality.

Tumour Group	Number of respondents	Percentage of total respondents
Breast	278	30.1%
Haematological	116	12.5%
Other cancers ⁸	95	10.3%
Prostate	80	8.6%
Colorectal / lower gastrointestinal	77	8.3%
Urological (excluding prostate)	63	6.8%
Gynaecological	57	6.2%
Lung	50	5.4%
Upper gastrointestinal	36	3.9%
Skin	33	3.6%
Head and neck	27	2.9%
Sarcoma	7	<1%
Brain / central nervous system (CNS)	6	<1%

Sex of respondents	Number of respondents	Percentage of total respondents
Female	556	60.1%
Male	369	39.9%

⁸ The list of codes that make up the Other cancers category are detailed in Appendix 2.

Age of respondents	Number of respondents	Percentage of total respondents
16-24	3	<1%
25-34	1	<1%
35-44	28	3.0%
45-54	73	7.9%
55-64	188	20.3%
65-74	336	36.3%
75-84	245	26.5%
85+	51	5.5%

It is important to acknowledge the small number of responses received from Asian, Asian British, Black, Black British, Caribbean, Mixed or multiple ethnic, and other ethnic groups.

Equality and diversity statistics in Wales report that 94% of the general population in Wales describe themselves as White⁹, and this mirrors the proportion of responses to the survey.

While it appears the ethnicity of people responding to the survey is broadly representative of the general population of Wales, it means there is less data available on the experiences of Asian, Asian British, Black, Black British, Caribbean, Mixed or multiple ethnic, and other ethnic groups.

Ethnicity of respondents	Number of respondents	Percentage of total respondents
Asian background	3	<1%
Black / African / Caribbean background	0	-
Mixed / multiple ethnic background	4	<1%
Other ethnic group	1	<1%
White background	879	95.0%
Not available	38	4.1%

Sexual orientation of respondents ¹⁰	Number of respondents	Percentage of total respondents
Heterosexual	819	88.5%
Bisexual	2	<1%
Gay or lesbian	4	<1%
Other sexuality	2	<1%

⁹ <https://gov.wales/equality-and-diversity-statistics-2017-2019#:~:text=94.8%25%20of%20the%20population%20of,or%20'Other%20ethnic%20group>

¹⁰ <1% of respondents said that they didn't know or were not sure, 2.4% of respondents said they preferred not to answer this question, and a further 8.0% of all respondents to the survey did not answer the question at all.

5. Comparisons with previous years

Following a comprehensive review with stakeholders, and testing the questions with people living with cancer, the questionnaire has been extensively revised since the 2016 survey.

- 16 new questions
- 19 questions removed
- 25 questions edited
- 2 pairs of questions combined

31 questions have been deemed as broadly comparable to previous iterations of the survey, however due to the significant overhaul to the questionnaire, time since the previous iterations, and changes to service during the COVID-19 pandemic, caution must be taken when making **any** comparisons.

Where questions are the same as previous iterations or have been edited but the meaning remains the same, the results for the related question in 2013 and 2016 are shown to add context to the 2021/22 results.

For each question with comparable data from previous iterations of the survey, there is a note indicating if it is:

- a) Directly comparable
- b) Comparable with changes – see appendix 1

The 2016 version of the questionnaire and full record of changes is available at <https://wcpes.co.uk/library>

6. This report, and subsequent publications

This report sets out a summary of the results of the survey for Hywel Dda University Health Board.

Additional analysis is available in the national quantitative report, individual reports for each participating Health Board and Velindre Cancer Centre, and the national qualitative report.

This report is accompanied by an online reporting platform, which displays data tables and enables breakdowns by key variables. The online reporting platform can be found at <https://wcpes.co.uk/>

The following guidance and survey materials have also been made available alongside the published results:

1. Sampling guidance (detailed instructions provided to Digital Health and Care Wales on who should be included in the sample)
2. A copy of the 2021/22 questionnaire
3. Technical documentation (detailed outline of processes undertaken for statistical analysis, record of comparability and record of scoring)

All of these documents are available at: <https://wcpes.co.uk/library>

7. Understanding the results

The 2021/22 questionnaire contained 89 individual questions. 8 questions related to patient demographics and 81 asked about the cancer journey.

Within the 81 questions, 23 were 'informational', or routing questions, for example Q07 (In the last 12 months have you had diagnostic test(s) for cancer such as an endoscopy, biopsy, mammogram, or scan at one of the hospitals named in the covering letter?), and 58 questions related to patient experience in a way that can be evaluated.

This report contains charts for each of the 58 evaluative questions, plus 2 informational questions that were deemed to contain important data. For this reason, not every question in the survey has been charted.

Standardised and unadjusted raw data

Throughout the results section, a combination of standardised and unadjusted raw data has been used to provide a comprehensive view of the survey results.

Standardised data. Used in the [Health Board Comparison Charts](#). This data provides an indication of how scores rank when making comparisons, by suppressing any differences that may be present due to local variation in terms of patient demographic profile. Standardising the data in this way ensures that any comparisons drawn are reliable when determining variations in scores.

Standardising the data in this way ensures that any comparisons drawn are fair and reliable when determining variations in scores.

The process undertaken to standardise the data is based on age, ethnicity, IMD quintile (deprivation), sex and tumour group.

The percentage scores shown in the Health Board Comparison Charts will differ from those in the other charts because standardised data is being used.

Unadjusted raw data. Used in the [Compositional and Longitudinal Charts](#). This data provides an unadjusted view of exactly how people living with cancer have responded to the survey. This view of the data is important to ensure full visibility of the survey results as a dataset in its own right.

Scoring

For each evaluative patient experience question in the survey, the individual (standardised) responses are converted into scores on a scale from 0% to 100%. To calculate these scores, each individual answer option to a scored question has been identified as either positive, negative, or neutral. The percentage score is calculated using the positive total as the numerator, and the total of positive and negative responses as the denominator. Neutral scores (e.g. "Don't know / can't remember") are excluded from the scoring calculation (i.e. not included in either the numerator or denominator). A score of 100% represents the best possible response and a score of 0% the worst possible response. **The higher the score, the better the result.**

Question 61 asks respondents to rate their overall care on a scale of 0 to 10. Scores have been given as the average on this scale.

Full details of the scoring methodology are included in the technical document available at <https://wcpes.co.uk/library>

Health Board average score and All Wales score

Where Health Boards are compared, both here and in individual Health Board reports, they are compared against the **'Health Board average score'**. This is an average (mean) of all the Health Boards' individual scores. Calculating the average avoids larger Health Boards being overrepresented in setting the standard against which they and other Health Boards are assessed.

When unadjusted data is presented, the total score will be the **'All Wales score'**. This is the total positive score of all respondents in the sample. Unlike the Health Board average score, this score does not account for the difference in numbers from each Health Board, and each respondent in the sample is represented equally.

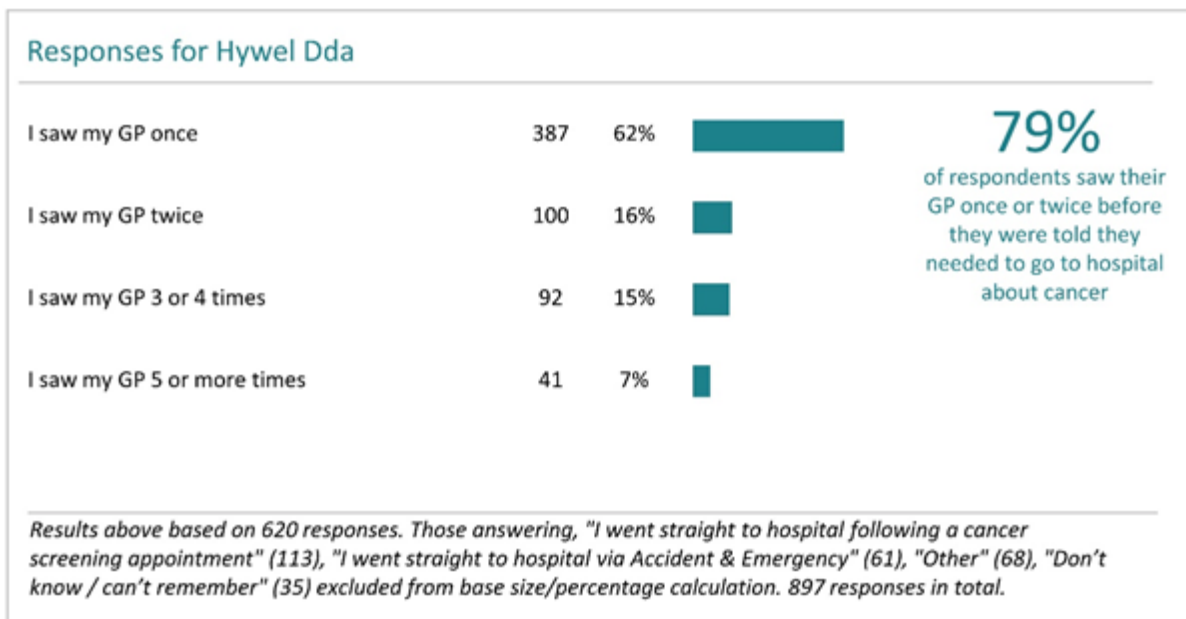
This process for presenting the data will result in the All Wales scores and the Health Board average scores showing as different in the reporting charts.

Evaluative patient experience questions

The 58 evaluative patient experience questions have been charted in 3 ways:

1. **Compositional Chart.** The Compositional Chart uses unadjusted raw data. It shows the range of responses to the question. These charts exclude any non-specific responses such as don't know / can't remember.

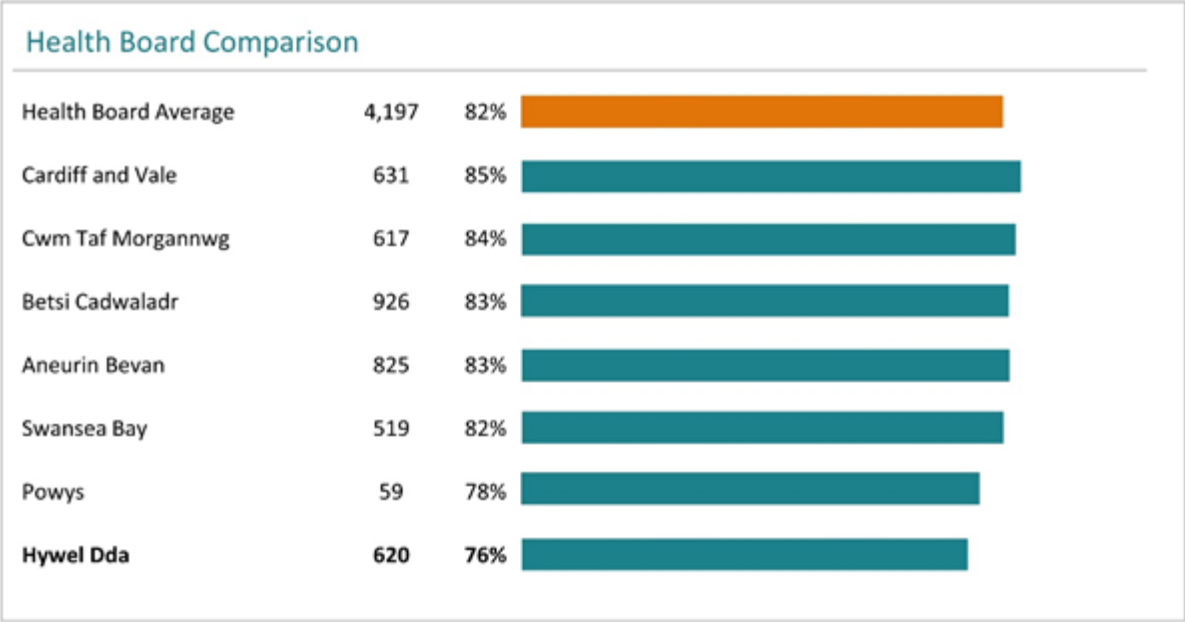
Example of a Compositional Chart - Question 4: "Before you were told you needed to go to hospital about cancer, how many times did you see your GP (family doctor) about the health problem caused by cancer?"



2. Health Board Comparison Chart. The Health Board Comparison Chart uses the scored result for each question plotted against the equivalent scores for each Health Board and uses standardised data. **The results are displayed in order of performance, from the highest to the lowest scoring Health Board.**

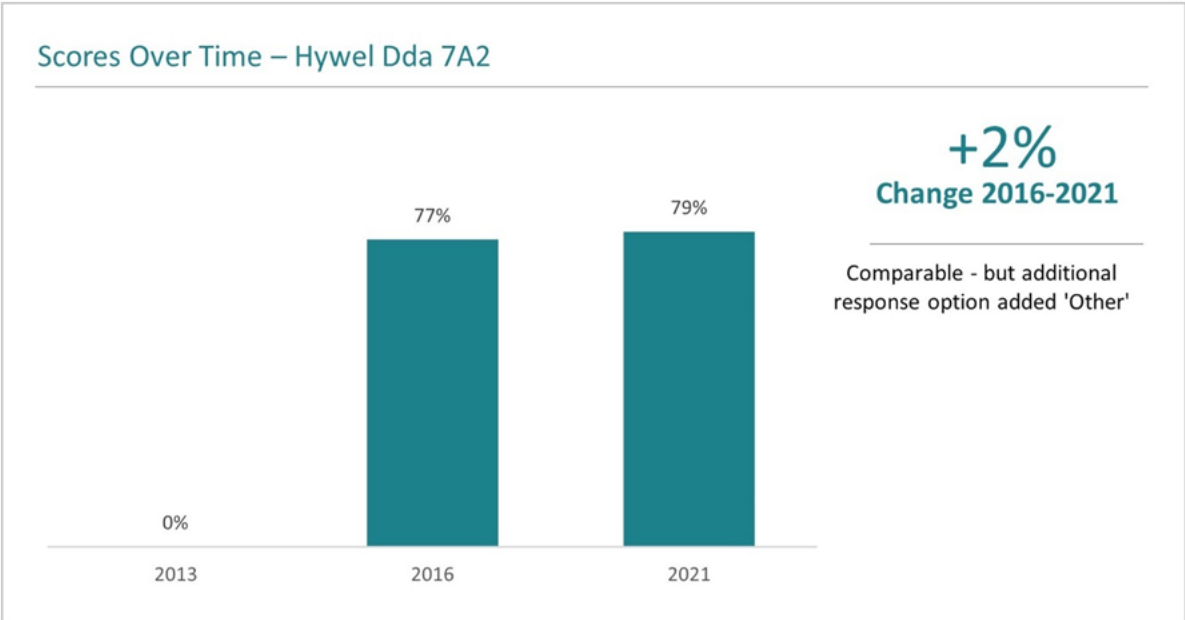
The percentage scores shown in the Health Board Comparison Charts will differ from those in the other charts because standardised data is being used.

Example of a Health Board Comparison Chart - Question 4: "Before you were told you needed to go to hospital about cancer, how many times did you see your GP (family doctor) about the health problem caused by cancer?"



3. Longitudinal Chart. The Longitudinal Chart uses unadjusted raw data. Where a scored question is comparable to previous iterations of the survey, it has a longitudinal chart showing the 2013 and /or 2016 scores. Where there is no column for 2013, this is because there is no comparable data.

Example of a Longitudinal Chart - Question 4: "Before you were told you needed to go to hospital about cancer, how many times did you see your GP (family doctor) about the health problem caused by cancer?"

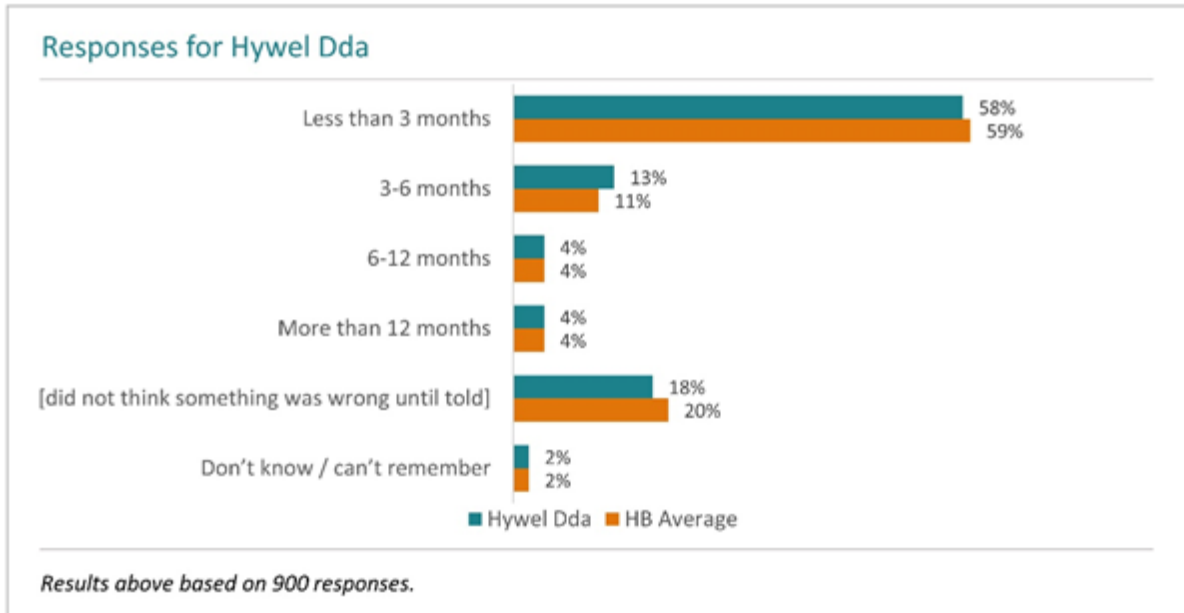


Informational (non-evaluative) questions

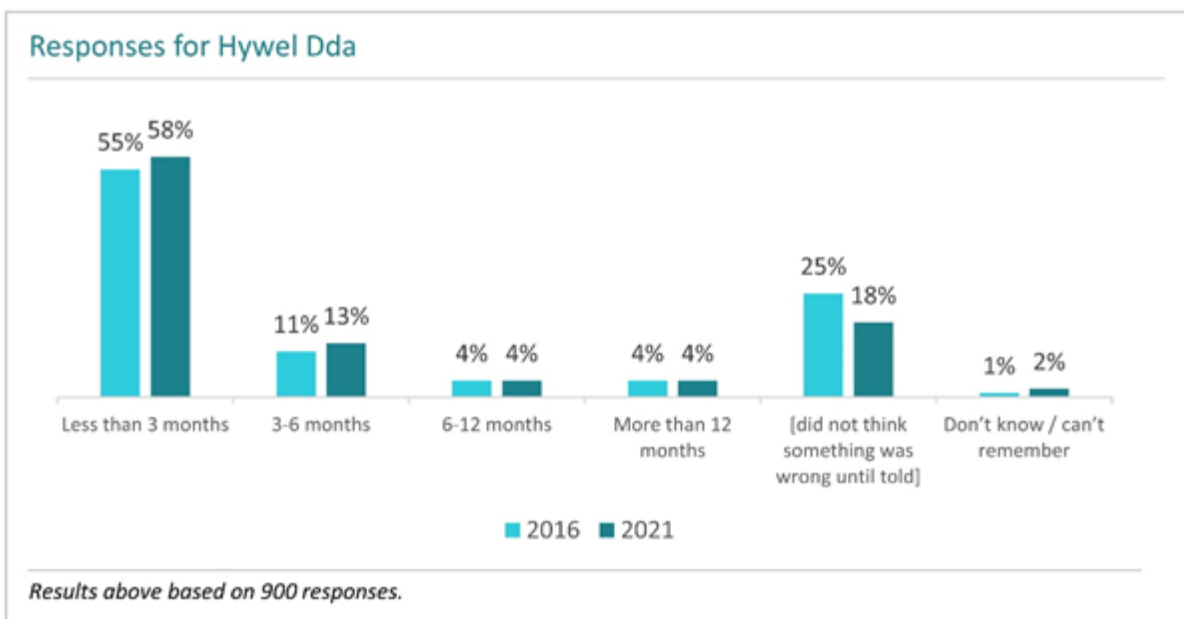
Despite not being assigned a score, 2 of the informational questions (Q02 and Q13) were deemed to contain important data.

The results for these informational non-evaluative questions are illustrated using [Compositional Charts](#).

Example of a [Compositional Chart for informational questions](#) - Question 2: "How long was it from the time you first thought something might be wrong with you until you first saw a GP or other doctor?"



Example of a [Longitudinal Chart for informational questions](#) - Question 2: "How long was it from the time you first thought something might be wrong with you until you first saw a GP or other doctor?"



Other reporting conventions

Unanswered questions. The percentages are calculated after excluding those respondents that did not answer that particular question ('Missing').

Rounding. All percentages are rounded to the nearest whole number. When added together, the percentages for all answers to a question on a Compositional Chart may not total 100% because of this rounding. The rounding may also affect the appearance of the change over time shown in the Longitudinal Charts.

Not applicable and non-specific responses. Some questions have been recalculated to exclude responses where the question was not applicable to the respondent's circumstances, or they felt unable to give a definite answer. For example, on questions such as Q12 - "*When you were told you had cancer, were you given written information about the type of cancer you had?*" those saying "*I did not need written information*" or "*Don't know / can't remember*" are excluded from base size/percentage calculation. Where the total number of responses and base size are different, both figures are included under the charts.

Further information

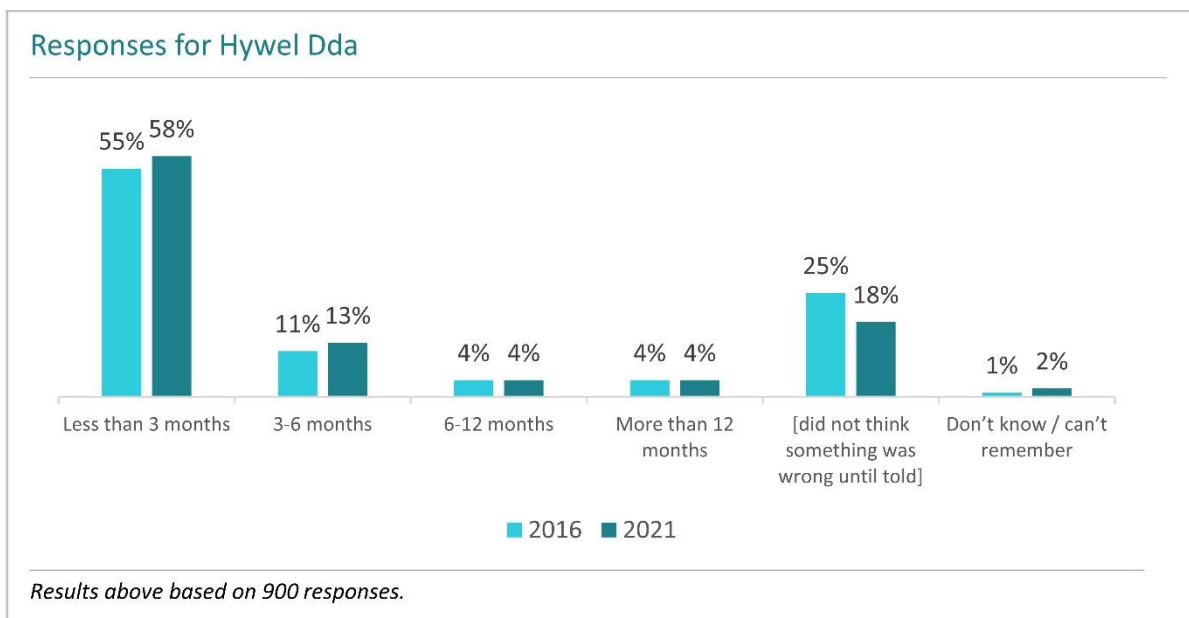
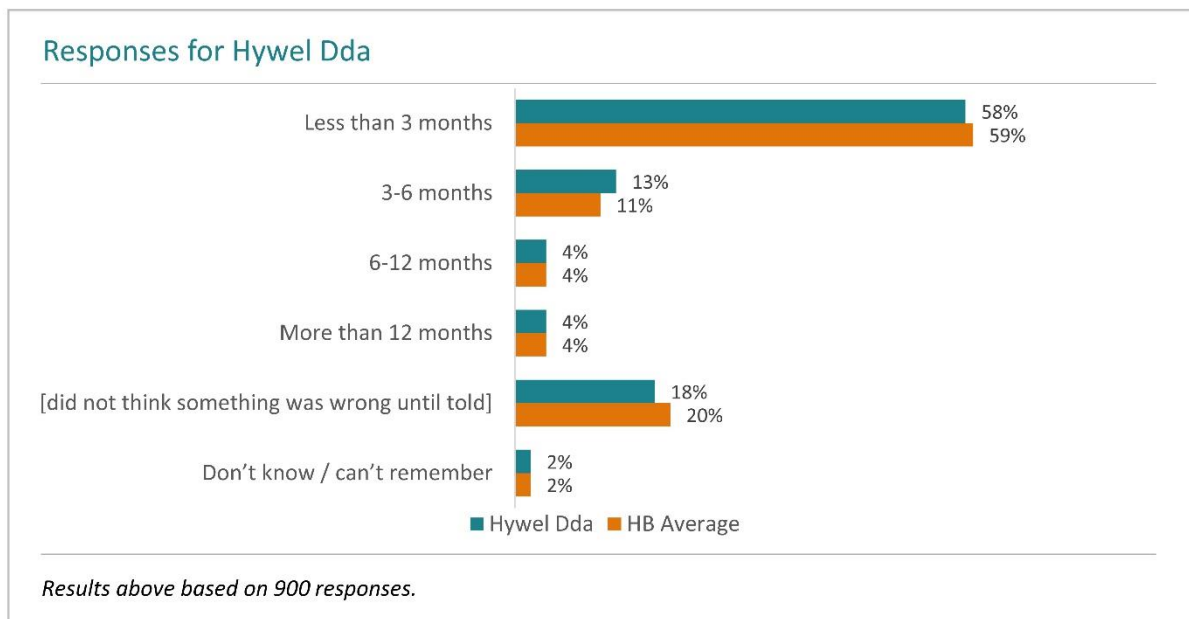
Full details on the standardisation and scoring is included in the Technical Document for this survey, which is published separately at <https://wcpes.co.uk/library>

8. Survey results

This section contains charts for each of the 58 evaluative questions, plus 2 informational questions that were deemed to contain important data. For this reason, not every question in the survey has been charted.




8.1 Before your diagnosis

Question 2: "How long was it from the time you first thought something might be wrong with you until you first saw a GP or other doctor?"



Question 3: "Did you understand the explanation of what was wrong with you?"









Responses for Hywel Dda

Yes, I completely understood it	709	79%	
Yes, I understood some of it	152	17%	
No, I did not understand it	38	4%	

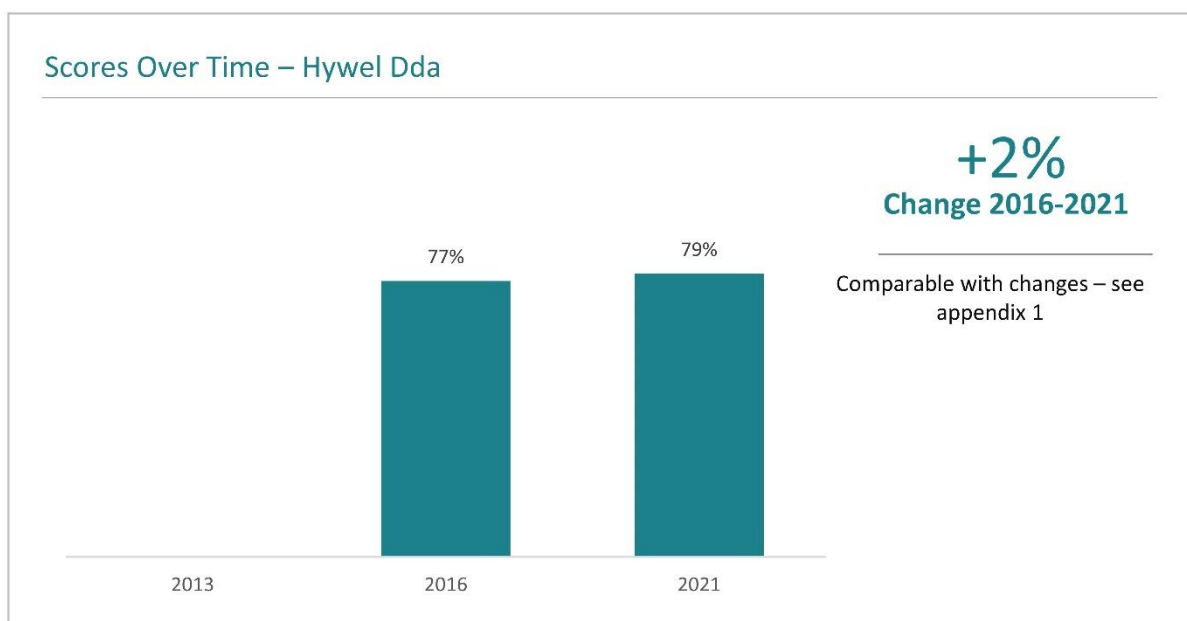
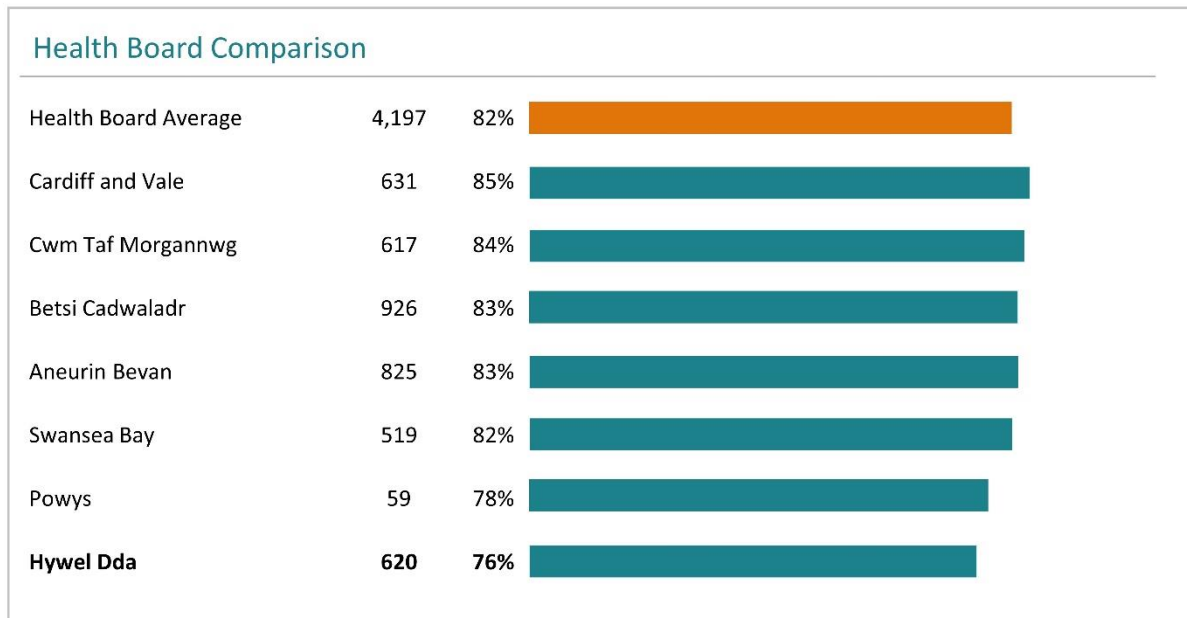
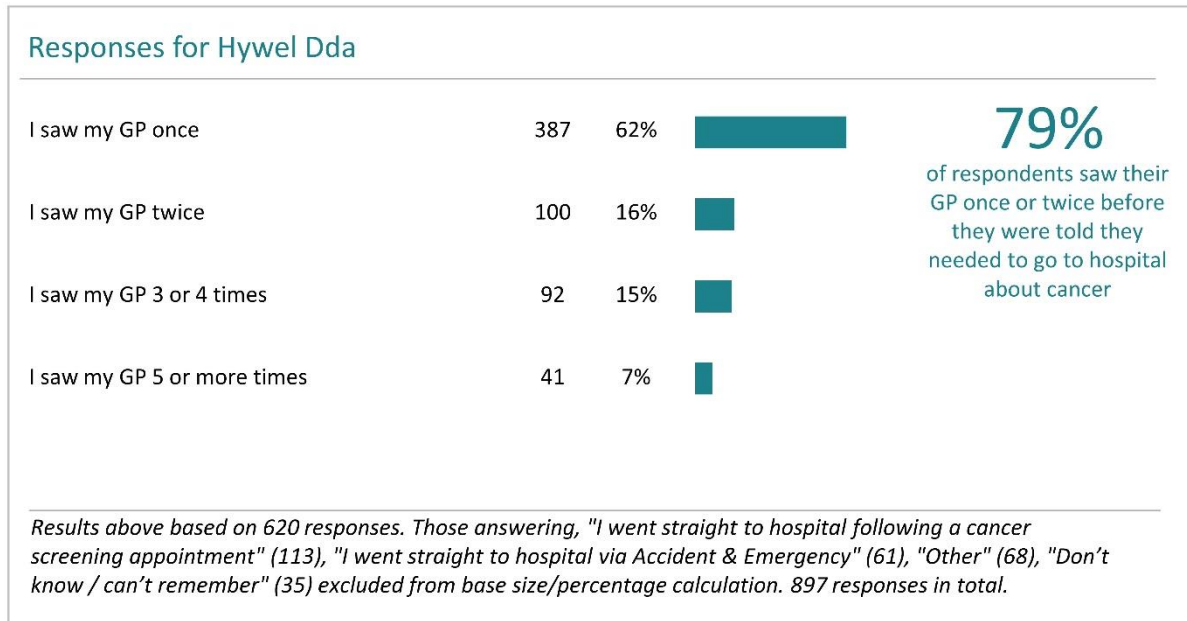
79%
of respondents completely understood the explanation of what was wrong with them

Results above based on 899 responses. Those answering, "Don't know / can't remember" (7) excluded from base size/percentage calculation. 906 responses in total.

Health Board Comparison

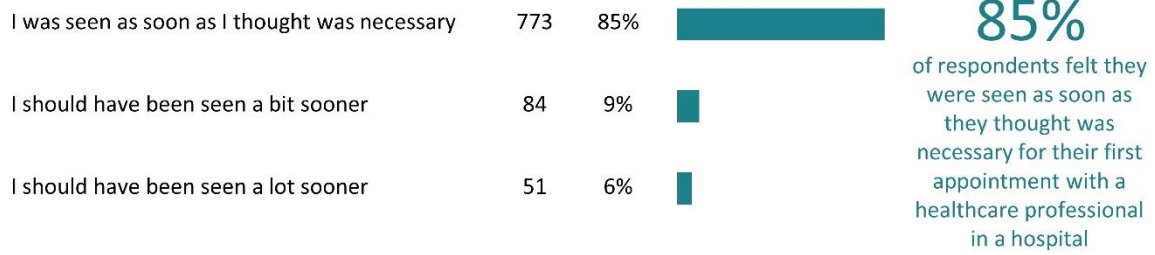
Health Board Average	6,063	79%	
Powys	97	83%	
Cardiff and Vale	901	80%	
Aneurin Bevan	1,188	79%	
Cwm Taf Morgannwg	871	78%	
Hywel Dda	899	78%	
Swansea Bay	754	78%	
Betsi Cadwaladr	1,353	75%	

Question 4: "Before you were told you needed to go to hospital about cancer, how many times did you see your GP (family doctor) about the health problem caused by cancer?"



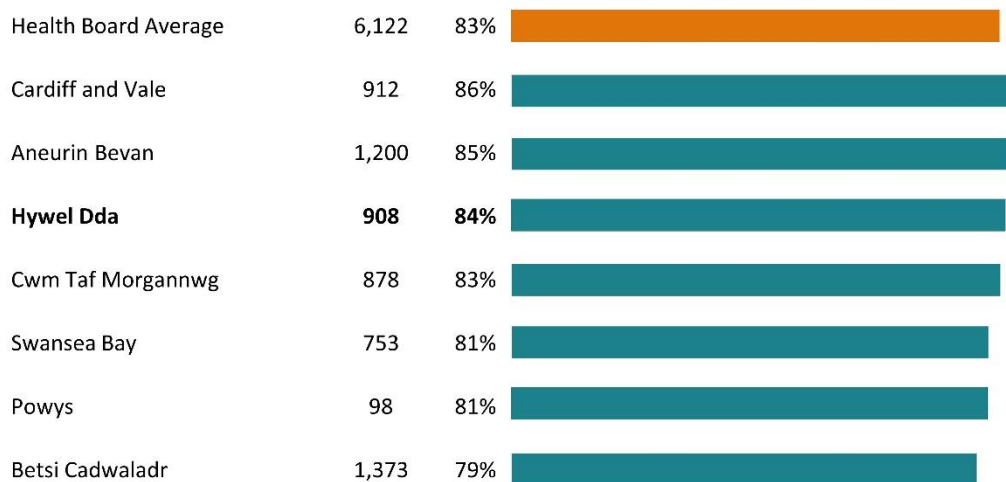
Question 6: " How do you feel about the length of time you had to wait before your first appointment with a healthcare professional in a hospital?"

Responses for Hywel Dda



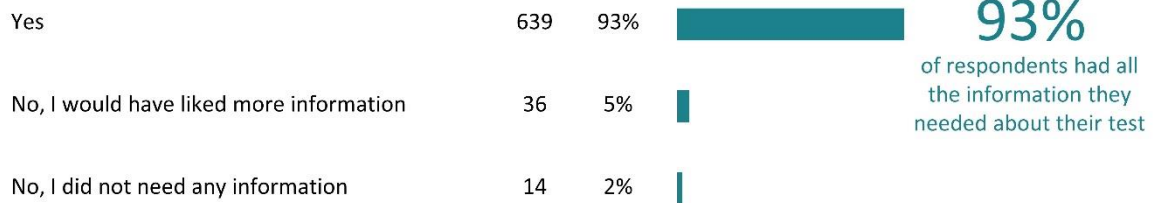
Results above based on 908 responses.

Health Board Comparison



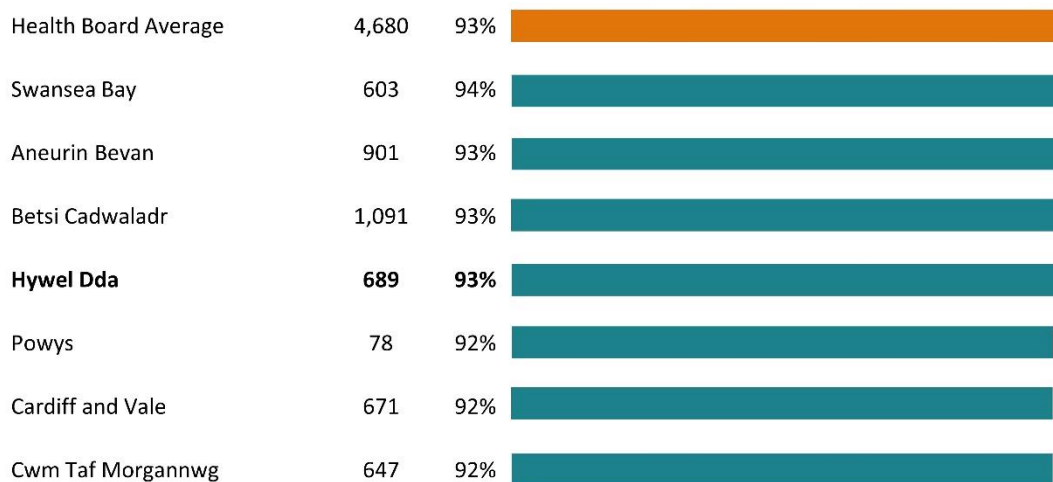
Question 8: "Beforehand, did you have all the information you needed about your test?"

Responses for Hywel Dda







Results above based on 689 responses. Those answering, "Don't know / can't remember" (9) excluded from base size/percentage calculation. 698 responses in total.

Health Board Comparison



Question 9: "Were the results of the test(s) explained in a way you could understand?"









Responses for Hywel Dda

Yes, completely	541	79%	
Yes, to some extent	125	18%	
No, I did not understand the explanation	5	1%	
No, but I would have liked an explanation	11	2%	

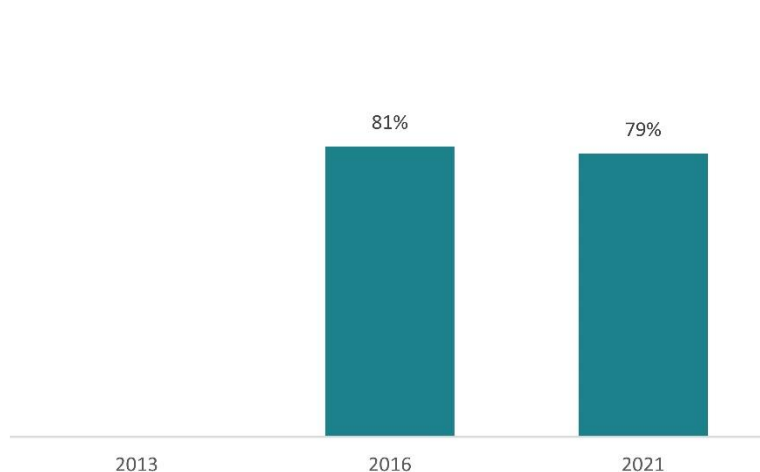
79%
of respondents said their test results were explained in a way they could completely understand

Results above based on 682 responses. Those answering, "I did not need an explanation" (10), "Don't know / can't remember" (1) excluded from base size/percentage calculation. 693 responses in total.

Health Board Comparison

Health Board Average	4,693	79%	
Powys	76	83%	
Hywel Dda	682	80%	
Cardiff and Vale	679	79%	
Aneurin Bevan	906	79%	
Betsi Cadwaladr	1,095	79%	
Cwm Taf Morgannwg	649	78%	
Swansea Bay	606	77%	

Scores Over Time – Hywel Dda




-1%
Change 2016-2021

Directly comparable

8.2 Finding out you had cancer

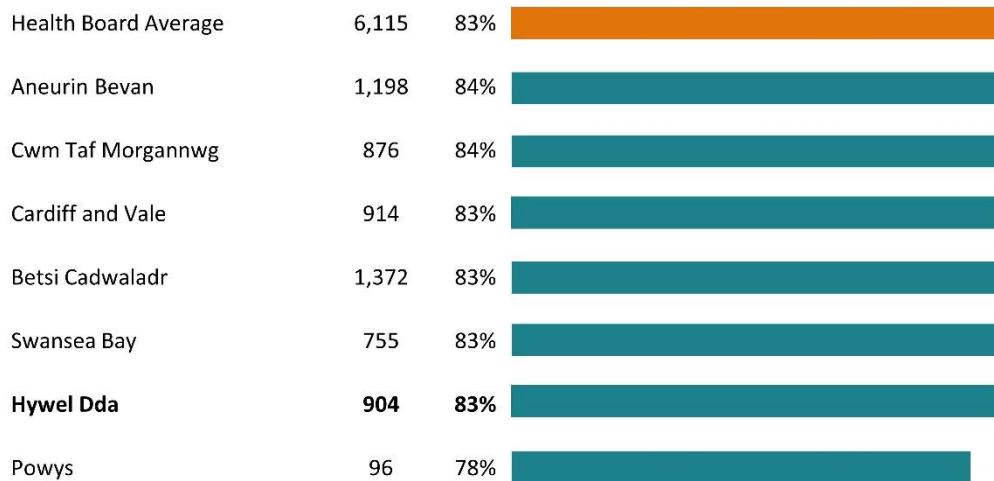
Question 10: "How do you feel about the way you were told you had cancer?"

Responses for Hywel Dda

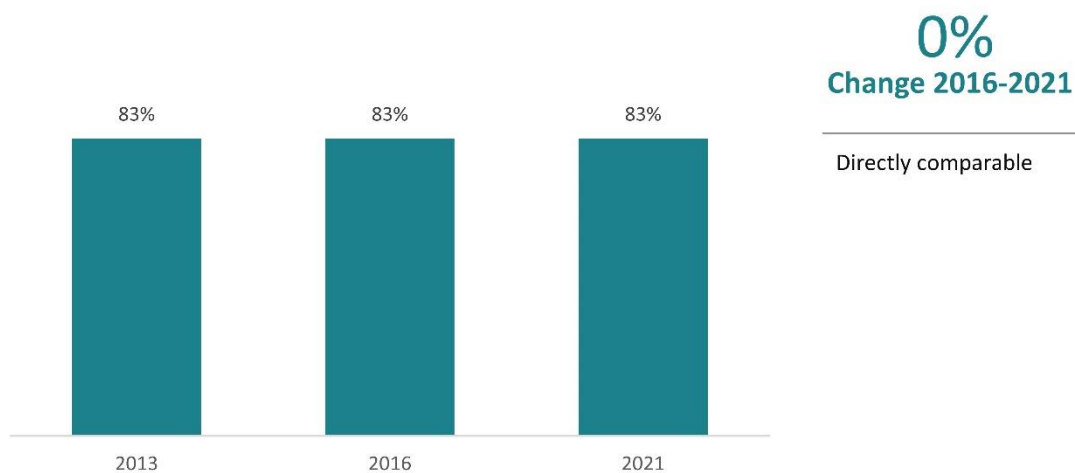


Results above based on 904 responses.

Health Board Comparison

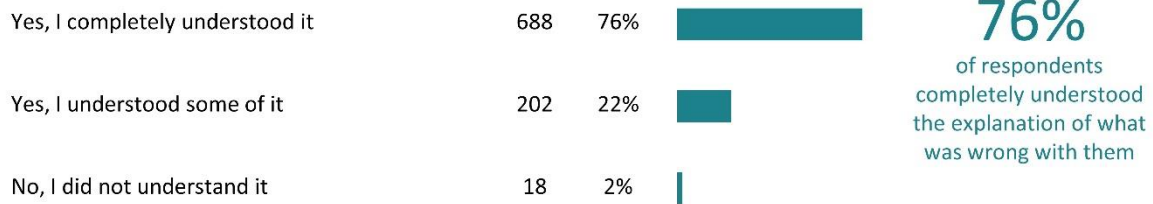


Scores Over Time – Hywel Dda



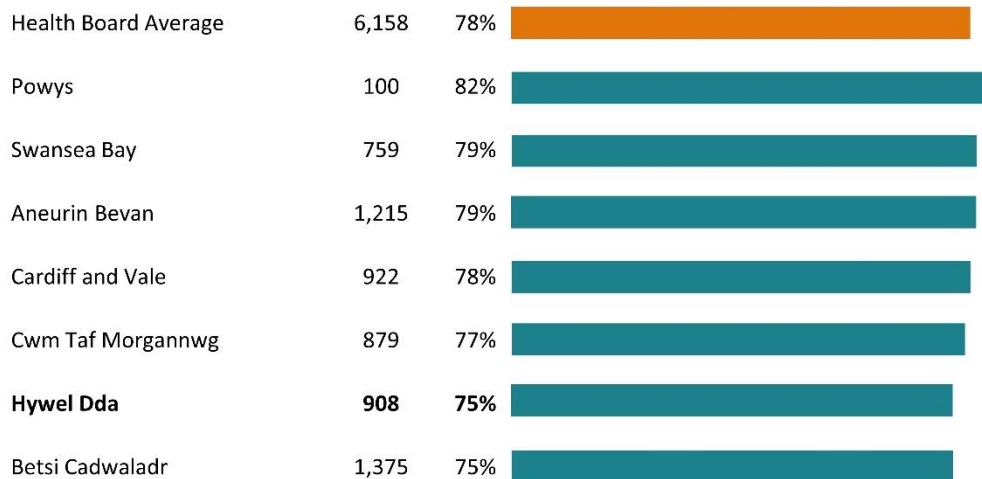
Question 11: "Did you understand the explanation of what was wrong with you?"

Responses for Hywel Dda

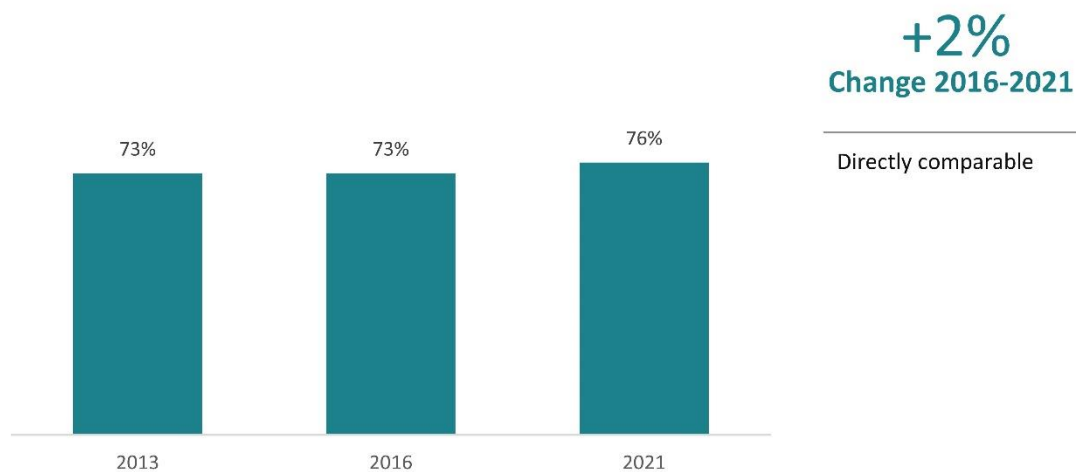


Results above based on 908 responses. Those answering, "Don't know / can't remember" (3) excluded from base size/percentage calculation. 911 responses in total.

Health Board Comparison






Scores Over Time – Hywel Dda



Question 12: "When you were told you had cancer, were you given written information about the type of cancer you had?"









Responses for Hywel Dda

Yes, and it was easy to understand	473	63%	
Yes, but it was difficult to understand	77	10%	
[No, not given written info. re. cancer type]	205	27%	

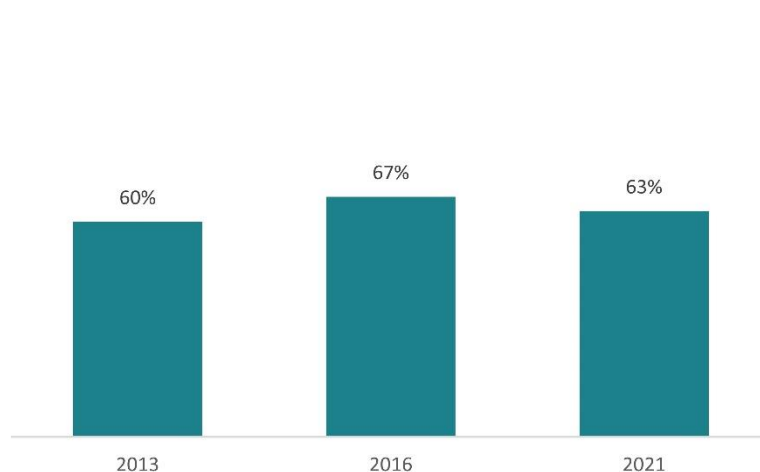
63%
of respondents were given written information about their cancer which was easy to understand

Results above based on 755 responses. Those answering, "I did not need written information" (95), "Don't know / can't remember" (58) excluded from base size/percentage calculation. 908 responses in total.

Health Board Comparison

Health Board Average	5,204	67%	
Powys	90	71%	
Swansea Bay	635	69%	
Cardiff and Vale	775	69%	
Aneurin Bevan	1,046	68%	
Betsi Cadwaladr	1,169	68%	
Cwm Taf Morgannwg	734	63%	
Hywel Dda	755	62%	

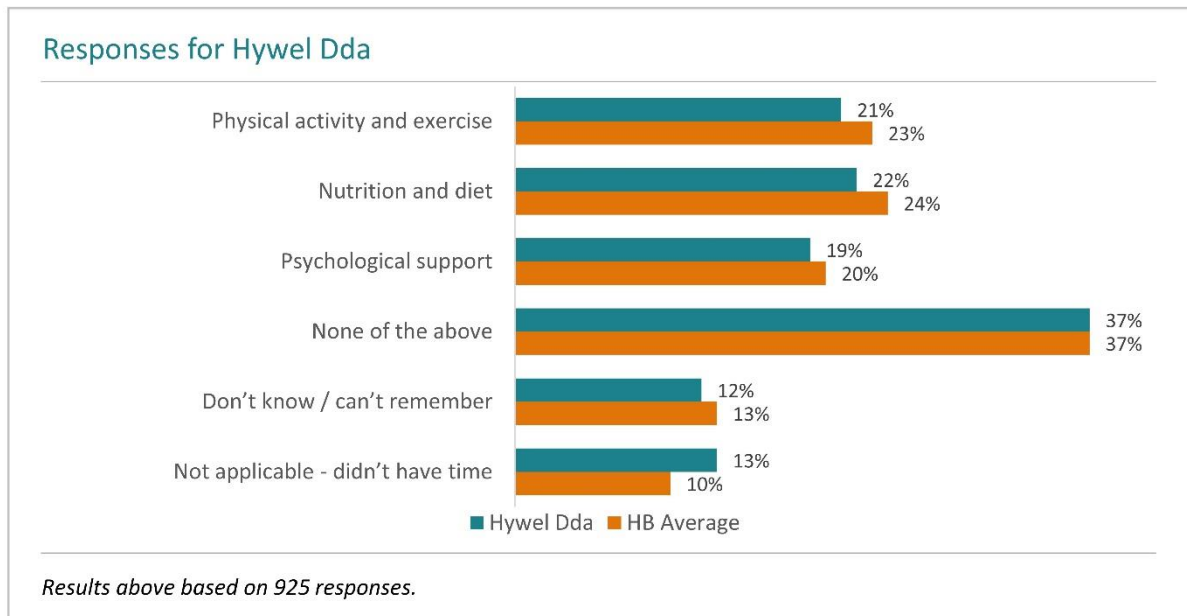
Scores Over Time – Hywel Dda



-4%
Change 2016-2021


Directly comparable

Question 13: "Were you given any of the following information before treatment?"



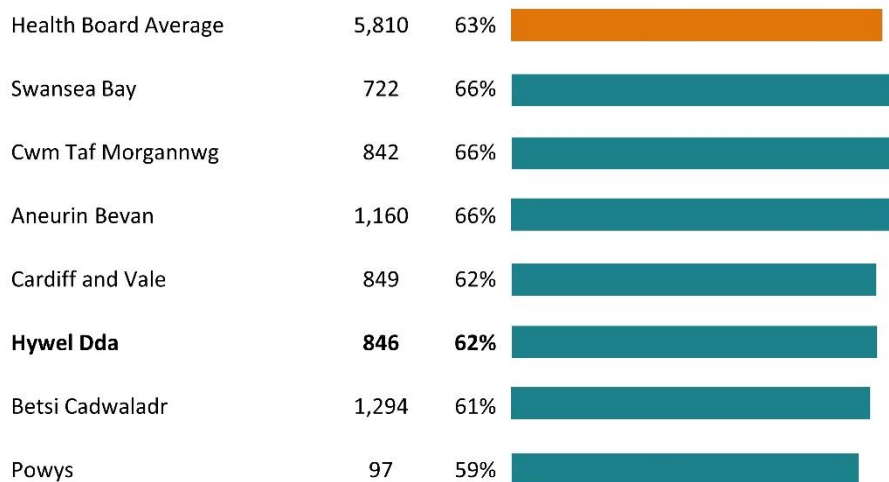
Question 14: "When you were first told that you had cancer, had you been told you could bring a family member or friend with you?"

Responses for Hywel Dda



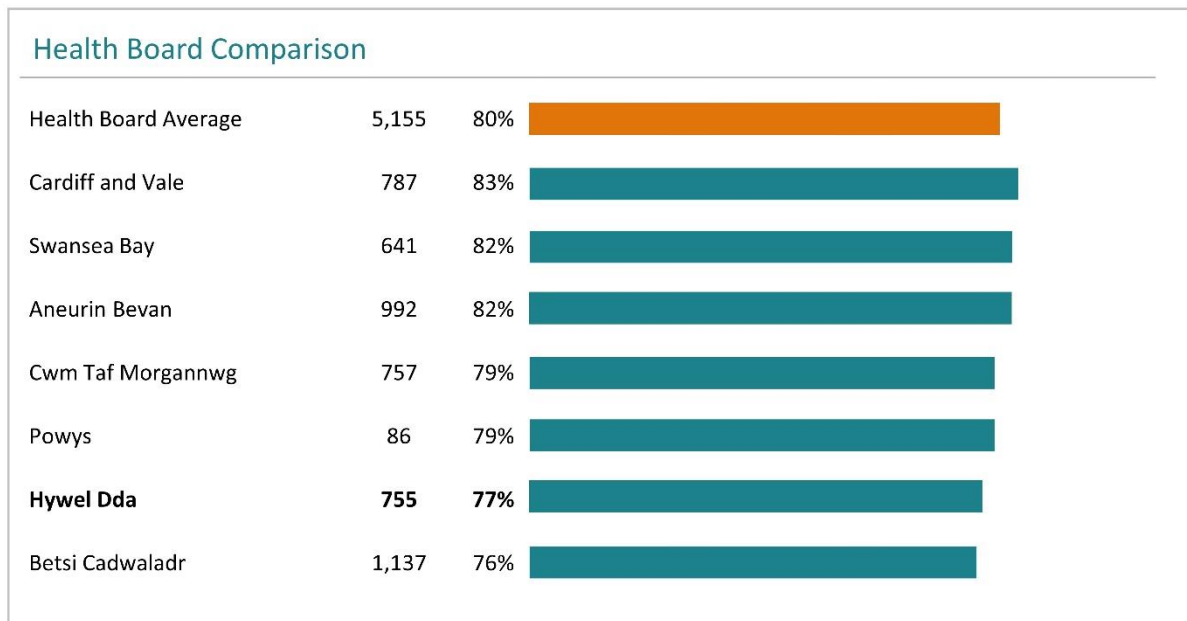
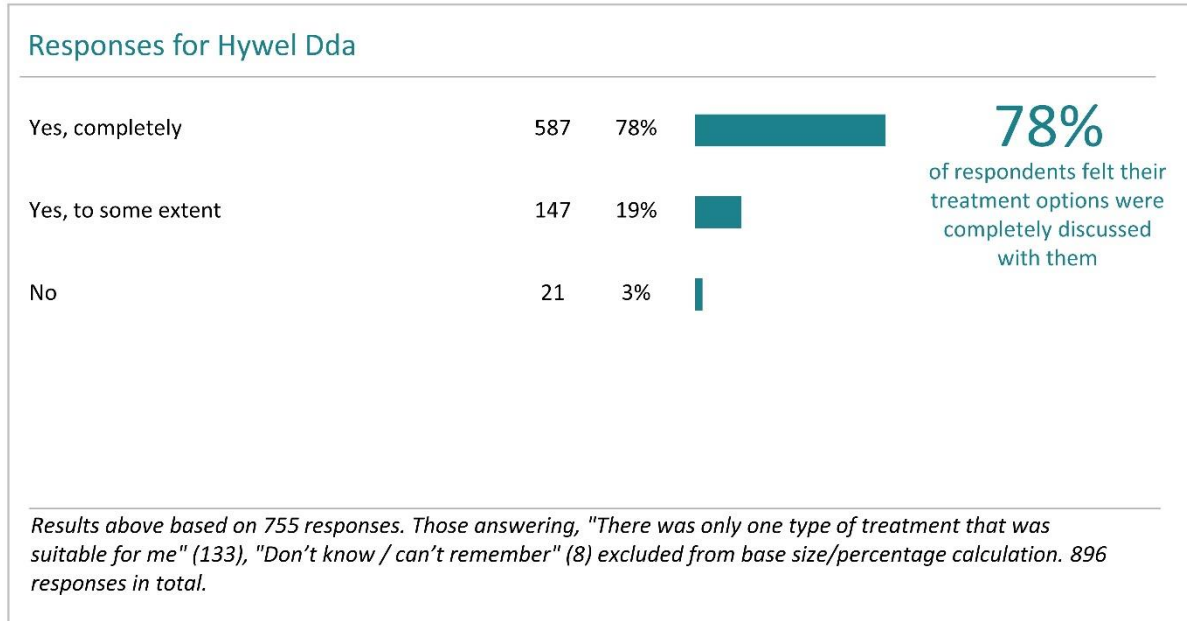
Results above based on 846 responses. Those answering, "Don't know / can't remember" (53) excluded from base size/percentage calculation. 899 responses in total.

Health Board Comparison




8.3 Deciding the best treatment and / or care for you

Question 15: "Before your cancer treatment started, were your treatment options discussed with you?"



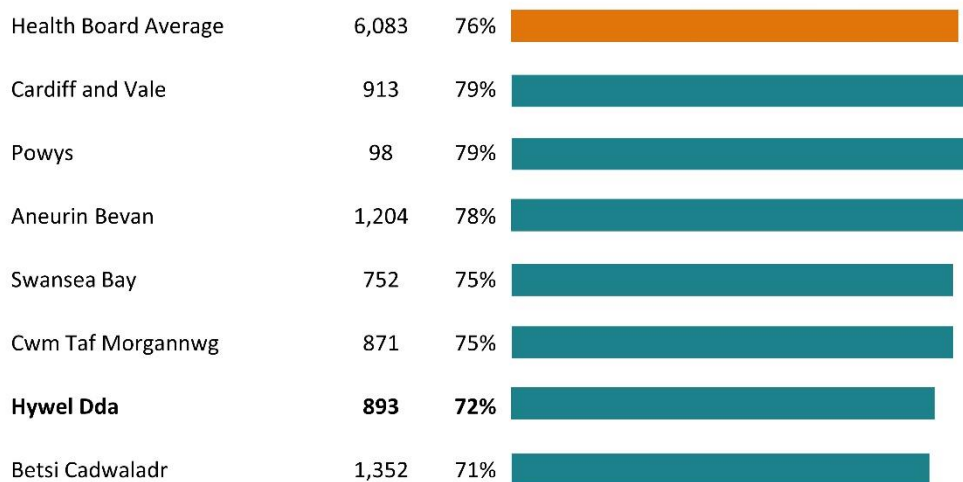
Question 16: "Were you involved as much as you wanted to be in decisions about your care and treatment?"

Responses for Hywel Dda



Results above based on 893 responses. Those answering, "Don't know / can't remember" (16) excluded from base size/percentage calculation. 909 responses in total.

Health Board Comparison



Question 17: "Were the possible side effects of treatment(s) explained in a way you could understand?"









Responses for Hywel Dda

Yes, definitely	611	71%	
Yes, to some extent	208	24%	
No, side effects were not explained	41	5%	

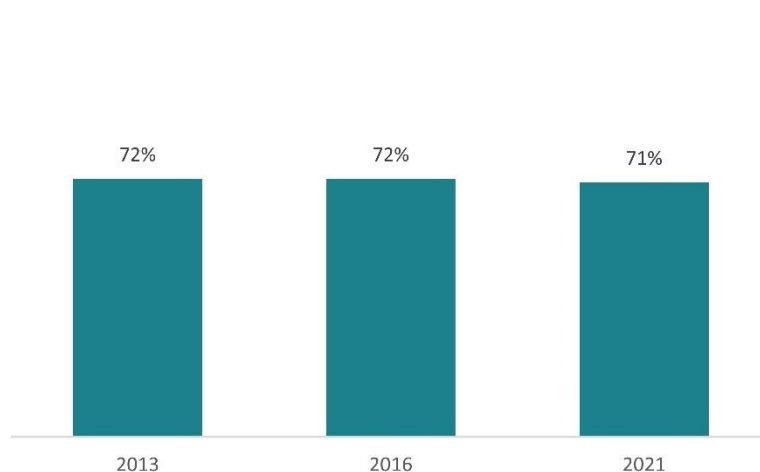
71%
of respondents said that possible side effects of treatment were definitely explained in a way they could understand

Results above based on 860 responses. Those answering, "I did not need an explanation" (39), "Don't know" (5) excluded from base size/percentage calculation. 904 responses in total.

Health Board Comparison

Health Board Average	5,856	70%	
Aneurin Bevan	1,147	72%	
Cardiff and Vale	884	72%	
Hywel Dda	860	71%	
Swansea Bay	716	70%	
Cwm Taf Morgannwg	838	69%	
Betsi Cadwaladr	1,311	68%	
Powys	100	66%	

Scores Over Time – Hywel Dda






-1%
Change 2016-2021

Comparable with changes – see appendix 1

Question 18: "Were you offered practical advice and support in dealing with the side effects of your treatment(s)?"









Responses for Hywel Dda

Yes, definitely	513	60%	
Yes, to some extent	251	29%	
[No, not offered practical advice/support]	95	11%	

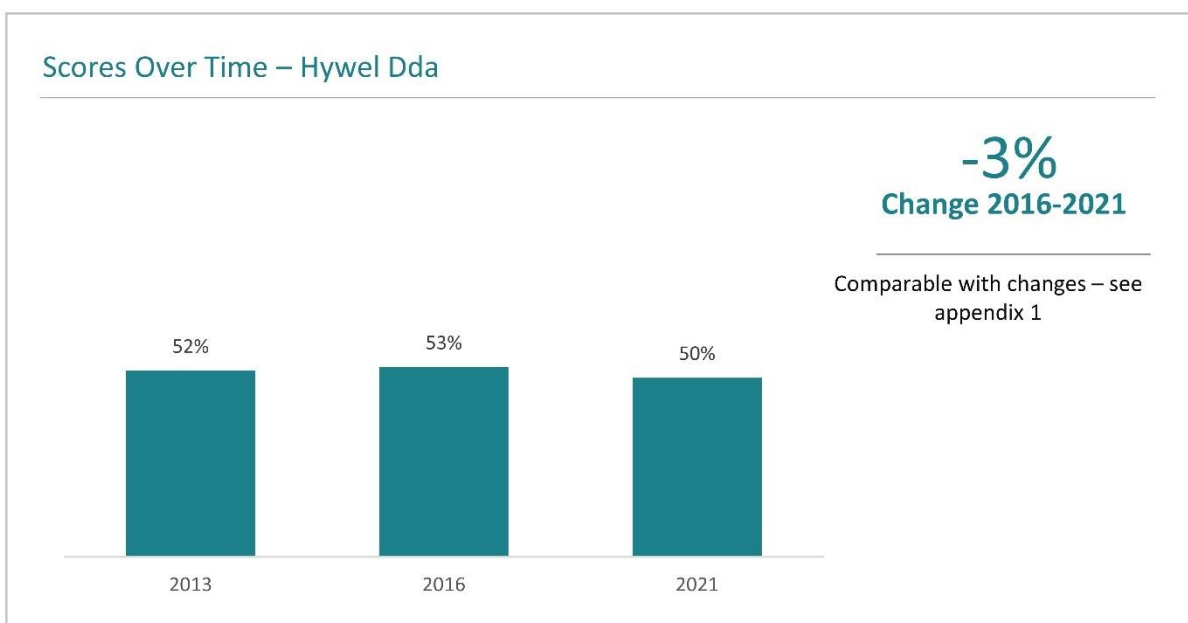
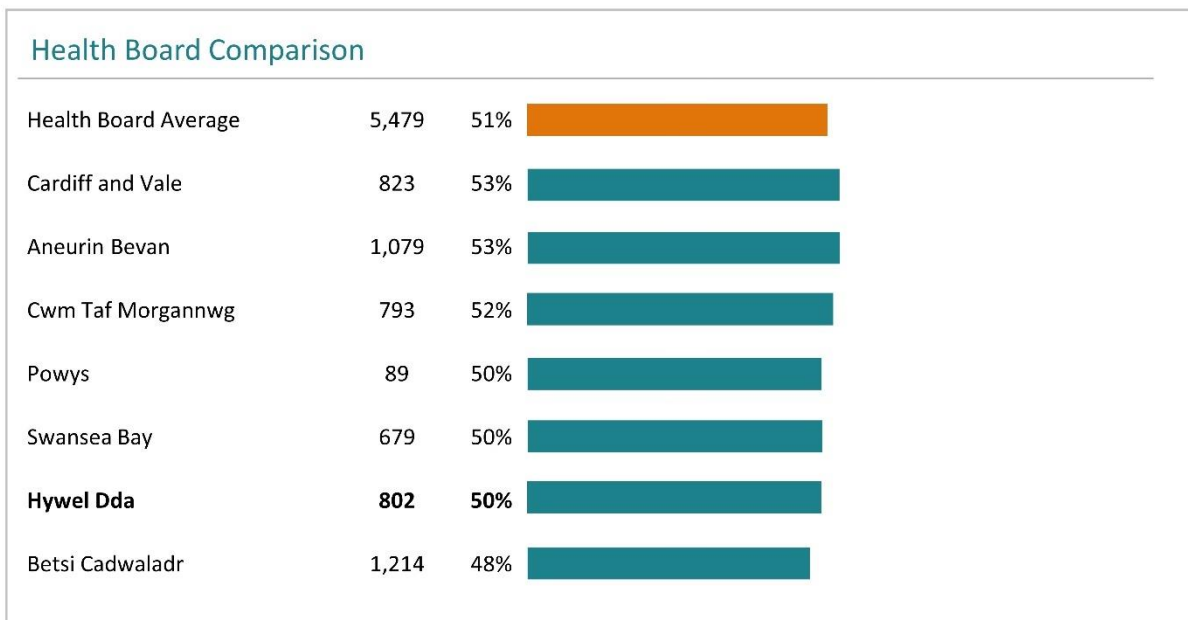
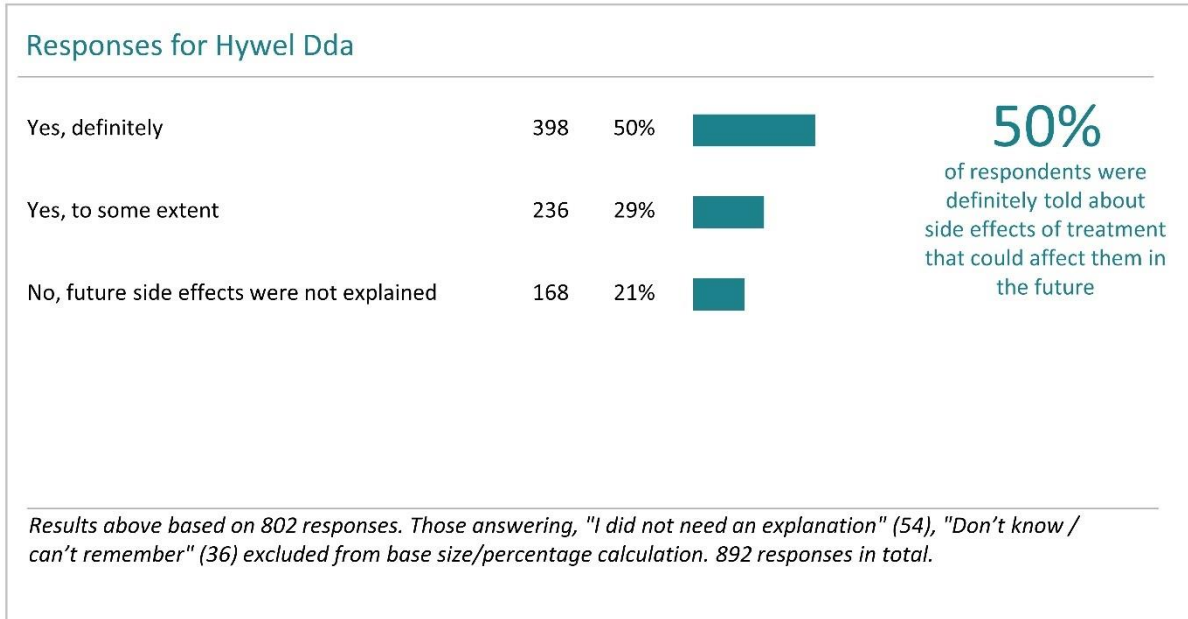
60%
of respondents said that they were definitely offered practical advice and support to deal with side effects

Results above based on 859 responses. Those answering, "Don't know / can't remember" (32) excluded from base size/percentage calculation. 891 responses in total.

Health Board Comparison

Health Board Average	5,818	60%	
Cardiff and Vale	873	63%	
Cwm Taf Morgannwg	832	62%	
Aneurin Bevan	1,143	62%	
Powys	96	60%	
Hywel Dda	859	60%	
Swansea Bay	715	59%	
Betsi Cadwaladr	1,300	57%	


Question 19: "Before you started your treatment, were you also told about any side effects of the treatment that could affect you in the future rather than straight away?"



8.4 Healthcare professionals

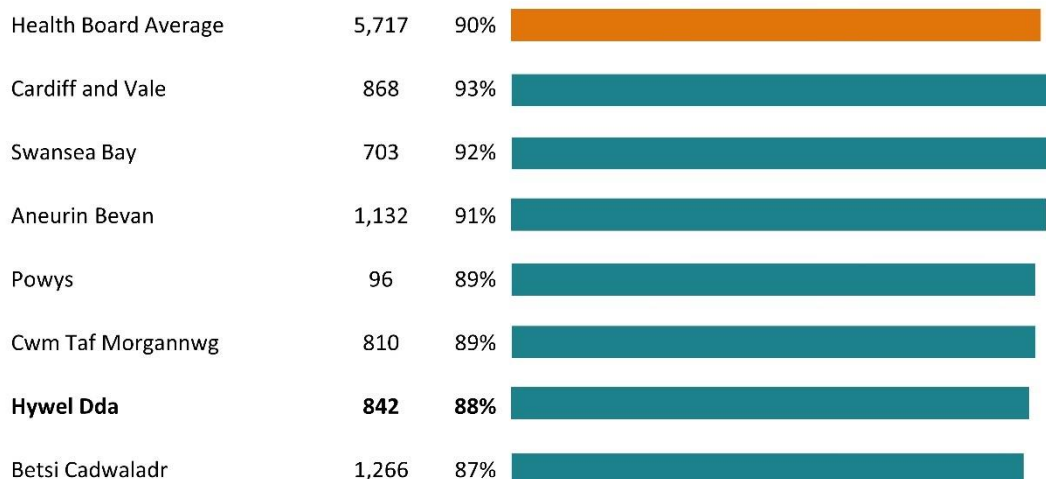
Question 20: "Were you given the name and contact details of your Key Worker?"

Responses for Hywel Dda

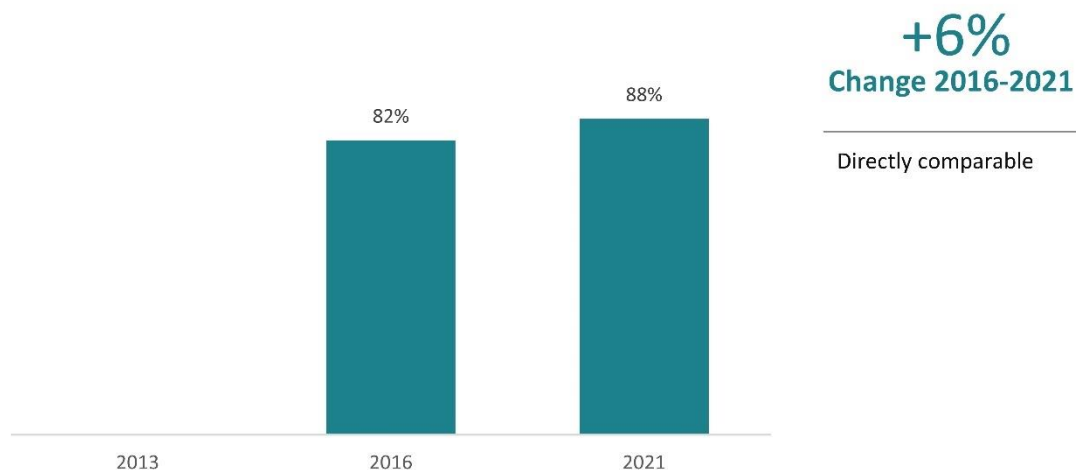


Results above based on 842 responses. Those answering, "Don't know / not sure" (62) excluded from base size/percentage calculation. 904 responses in total.

Health Board Comparison






Scores Over Time – Hywel Dda



Question 21a: "Did your care include access to... A CNS?"









Responses for Hywel Dda

Yes, and this was my Key Worker	568	79%	
Yes, but this was not my Key Worker	59	8%	
No, I did not have one as part of my care team	91	13%	

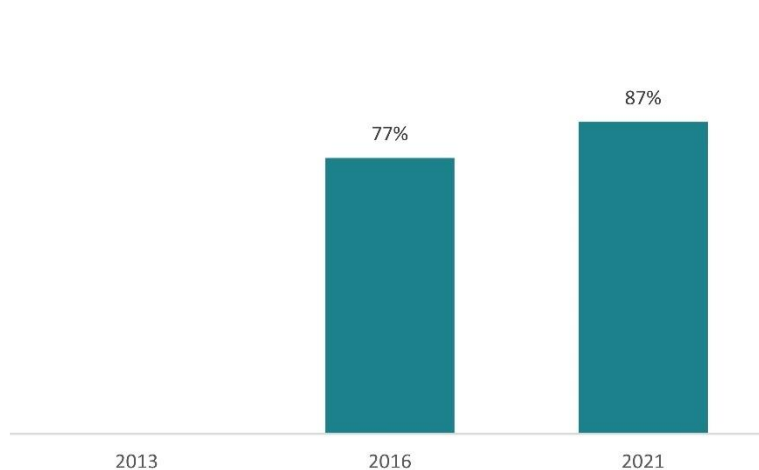
87%
of respondents had
access to a CNS

Results above based on 718 responses. Those answering, "Don't know / can't remember" (108) excluded from base size/percentage calculation. 826 responses in total.

Health Board Comparison

Health Board Average	4,929	89%	
Cardiff and Vale	761	91%	
Swansea Bay	616	91%	
Aneurin Bevan	973	90%	
Powys	86	90%	
Cwm Taf Morgannwg	681	88%	
Hywel Dda	718	86%	
Betsi Cadwaladr	1,094	85%	

Scores Over Time – Hywel Dda




+10%
Change 2016-2021

Comparable with changes – see
appendix 1

Question 22a: "How easy was it for you to contact your... Key Worker?"









Responses for Hywel Dda

Easy	379	69%	
Sometimes easy, sometimes difficult	122	22%	
Difficult	48	9%	

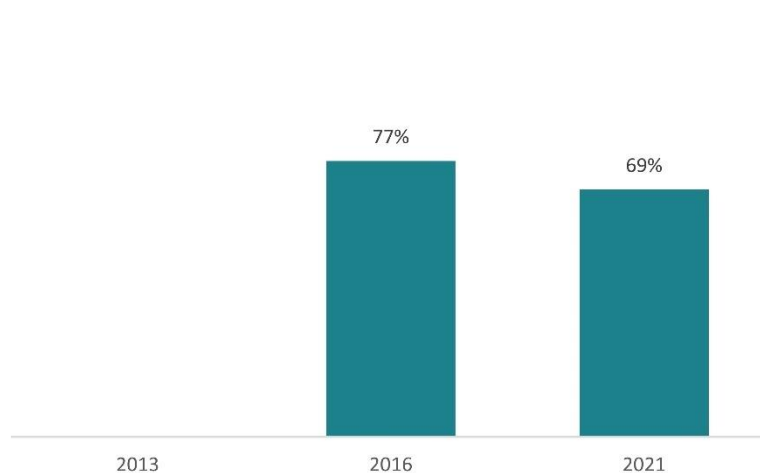
69%
of respondents said it was easy to contact their key worker

Results above based on 549 responses. Those answering, "I have not tried to contact them" (75), "Not applicable" (96) excluded from base size/percentage calculation. 720 responses in total.

Health Board Comparison

Health Board Average	3,723	69%	
Swansea Bay	454	71%	
Aneurin Bevan	769	71%	
Cwm Taf Morgannwg	524	70%	
Powys	64	69%	
Hywel Dda	549	69%	
Betsi Cadwaladr	801	68%	
Cardiff and Vale	562	65%	

Scores Over Time – Hywel Dda

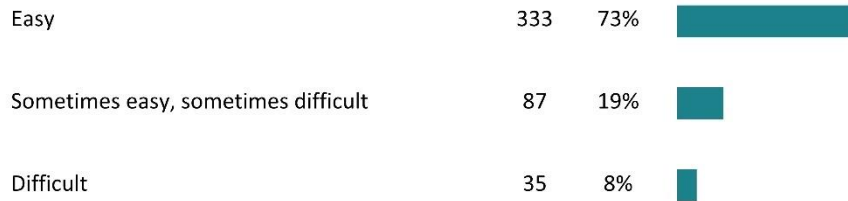


-8%
Change 2016-2021

Comparable with changes – see appendix 1

Question 22b: "How easy was it for you to contact your... CNS?"

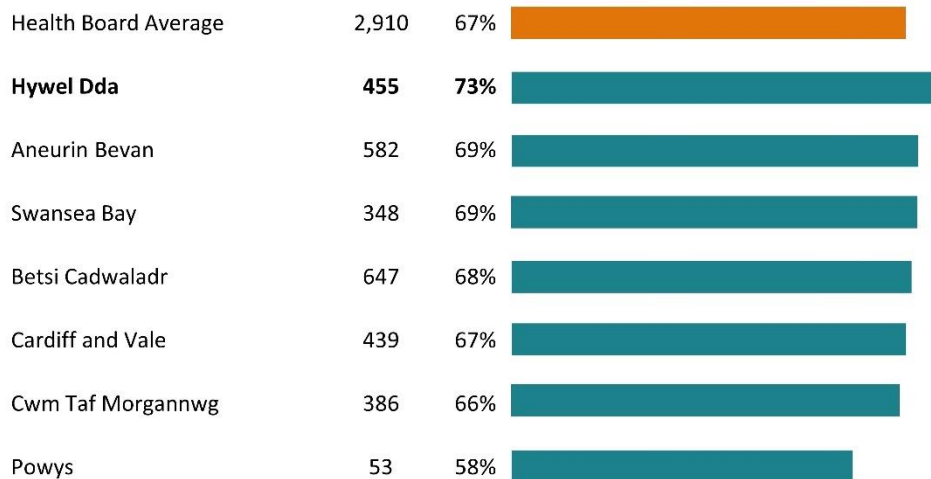
Responses for Hywel Dda



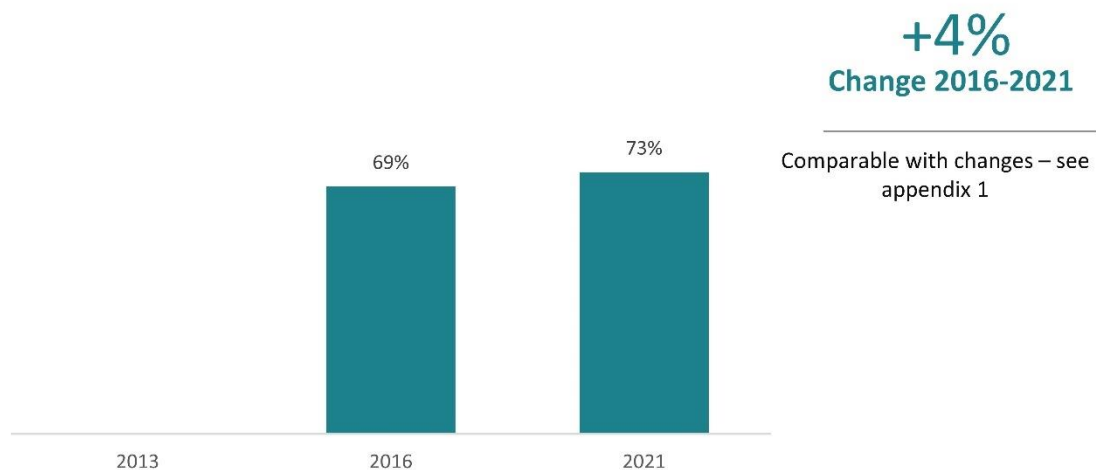
73%
of respondents said it
was easy to contact their
CNS

Results above based on 455 responses. Those answering, "I have not tried to contact them" (58), "Not applicable" (69) excluded from base size/percentage calculation. 582 responses in total.

Health Board Comparison



Scores Over Time – Hywel Dda



Question 22c: "How easy was it for you to contact your... Other health professional?"









Responses for Hywel Dda

Easy	193	60%	
Sometimes easy, sometimes difficult	92	28%	
Difficult	39	12%	

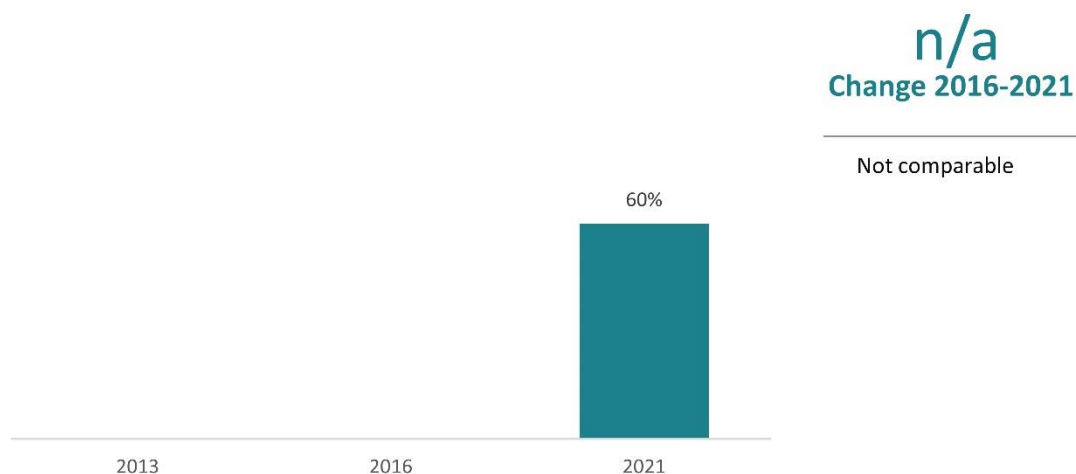
60%
of respondents said it was easy to contact their other health professional

Results above based on 324 responses. Those answering, "I have not tried to contact them" (63), "Not applicable" (93) excluded from base size/percentage calculation. 480 responses in total.

Health Board Comparison

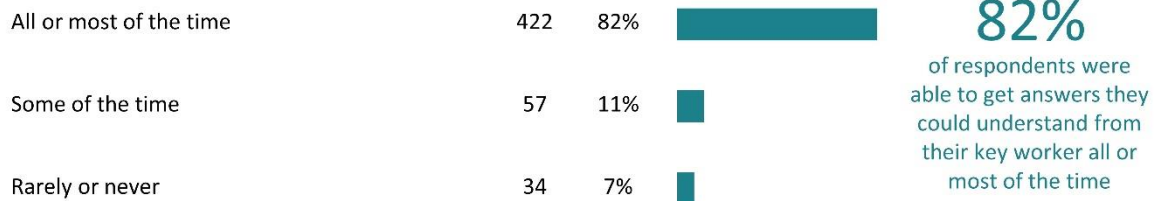
Health Board Average	1,853	61%	
Swansea Bay	210	66%	
Aneurin Bevan	368	65%	
Cardiff and Vale	264	63%	
Betsi Cadwaladr	387	60%	
Hywel Dda	324	59%	
Powys	31	58%	
Cwm Taf Morgannwg	269	55%	

Scores Over Time – Hywel Dda



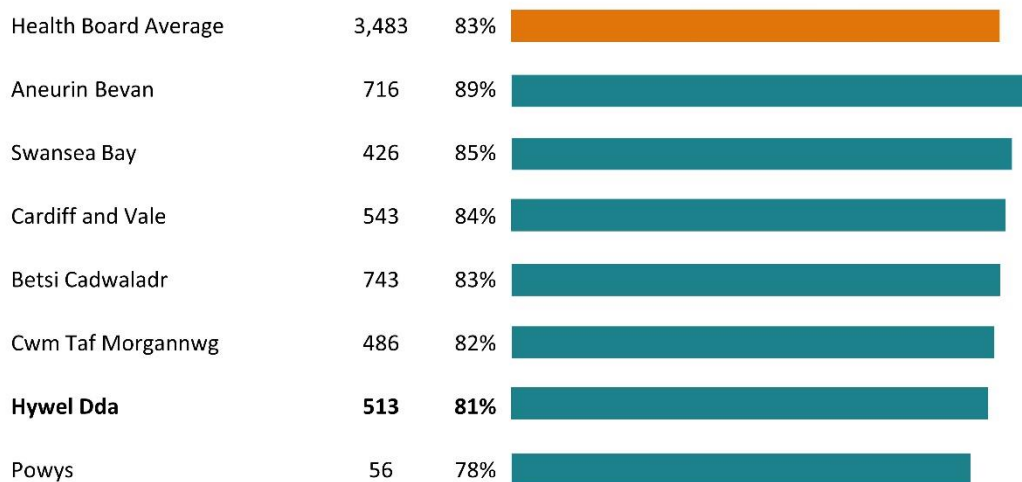
Question 23a: "When you had questions to ask, how often did you get answers you can understand from your... Key Worker?"

Responses for Hywel Dda



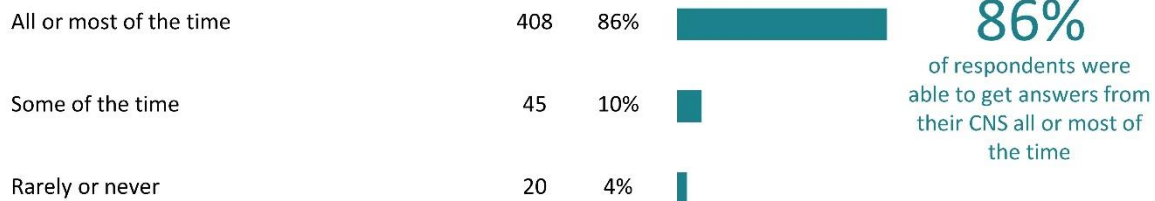
Results above based on 513 responses. Those answering, "I did not ask any questions" (52), "Not applicable" (99) excluded from base size/percentage calculation. 664 responses in total.

Health Board Comparison



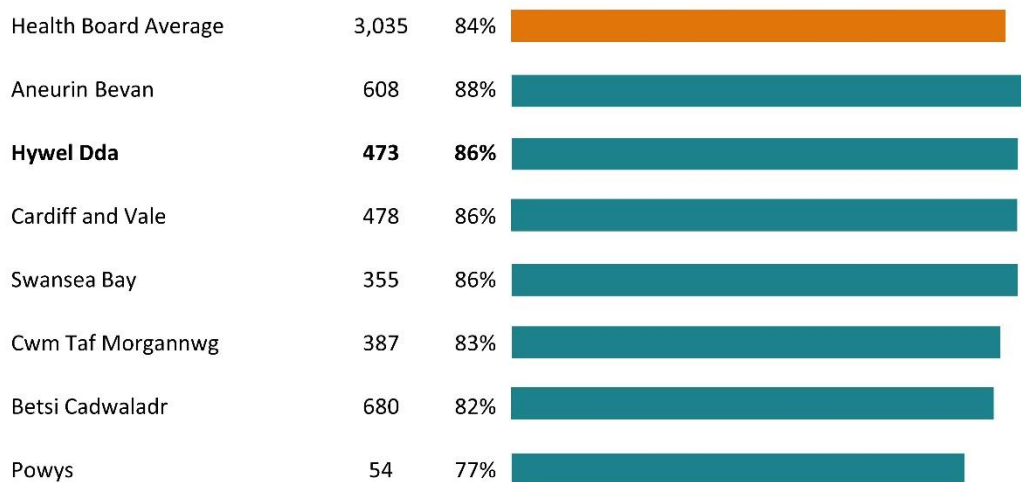
Question 23b: "When you had questions to ask, how often did you get answers you can understand from your... CNS?"

Responses for Hywel Dda

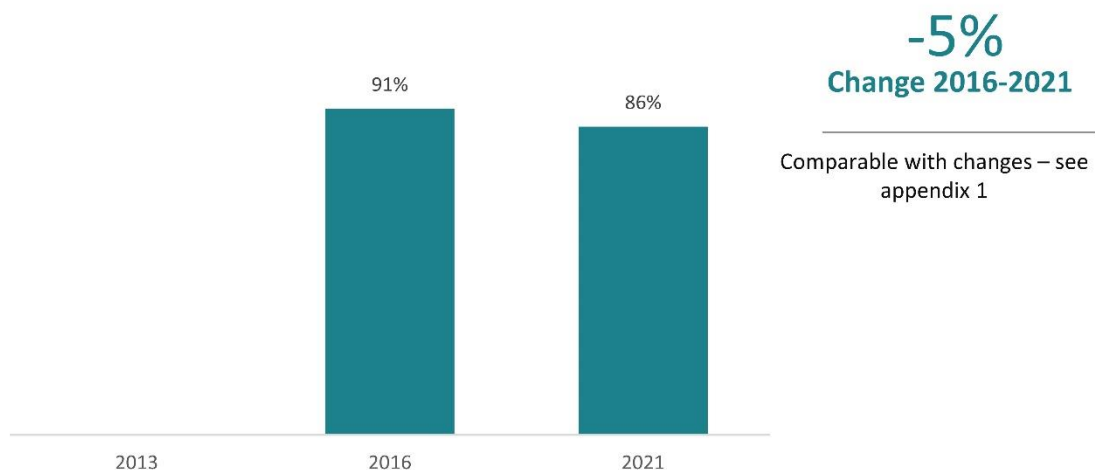


Results above based on 473 responses. Those answering, "I did not ask any questions" (40), "Not applicable" (79) excluded from base size/percentage calculation. 592 responses in total.

Health Board Comparison

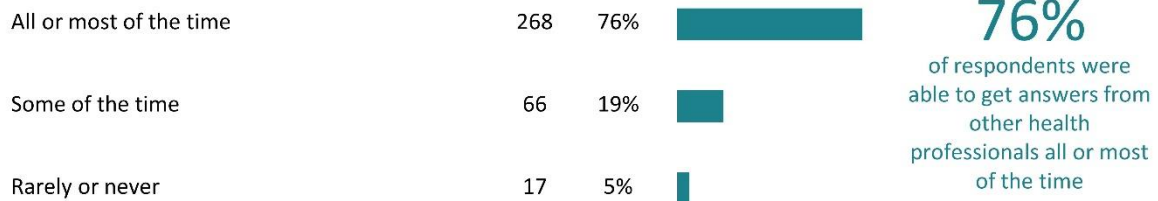


Scores Over Time – Hywel Dda



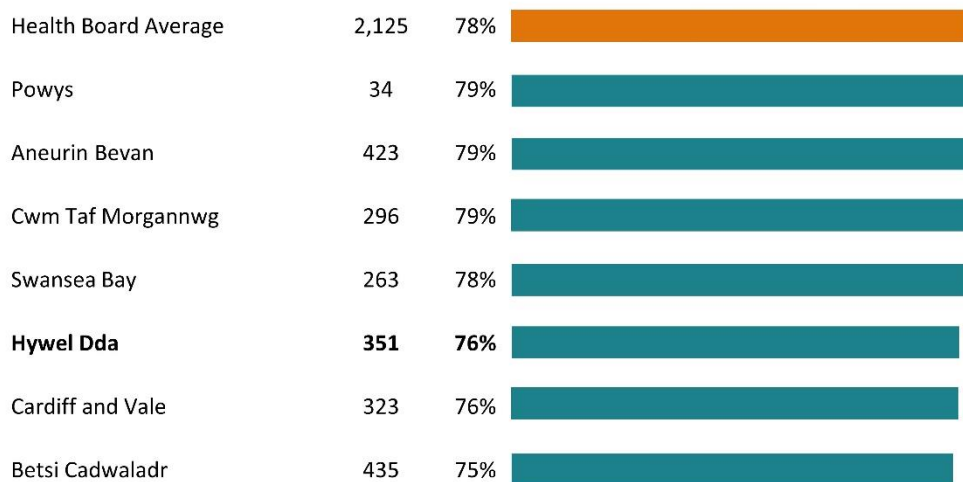
Question 23c: "When you had questions to ask, how often did you get answers you can understand from your... Other health professional?"

Responses for Hywel Dda






Results above based on 351 responses. Those answering, "I did not ask any questions" (40), "Not applicable" (96) excluded from base size/percentage calculation. 487 responses in total.

Health Board Comparison



Question 24a: "Did they provide you with the information you needed to make informed decisions about your treatment? Key Worker"









Responses for Hywel Dda

Yes, completely	398	75%	
Yes, to some extent	92	17%	
No	39	7%	

75%
of respondents agreed completely that their key worker provided them with the information they needed to make informed decisions about their treatment




Results above based on 529 responses. Those answering, "Don't know / can't remember" (16), "Not applicable" (114) excluded from base size/percentage calculation. 659 responses in total.

Health Board Comparison

Health Board Average	3,529	77%	
Aneurin Bevan	728	81%	
Swansea Bay	424	79%	
Cardiff and Vale	539	78%	
Cwm Taf Morgannwg	498	77%	
Betsi Cadwaladr	754	76%	
Hywel Dda	529	75%	
Powys	57	70%	

Question 24b: "Did they provide you with the information you needed to make informed decisions about your treatment? CNS"









Responses for Hywel Dda

Yes, completely	359	76%	
Yes, to some extent	85	18%	
No	27	6%	

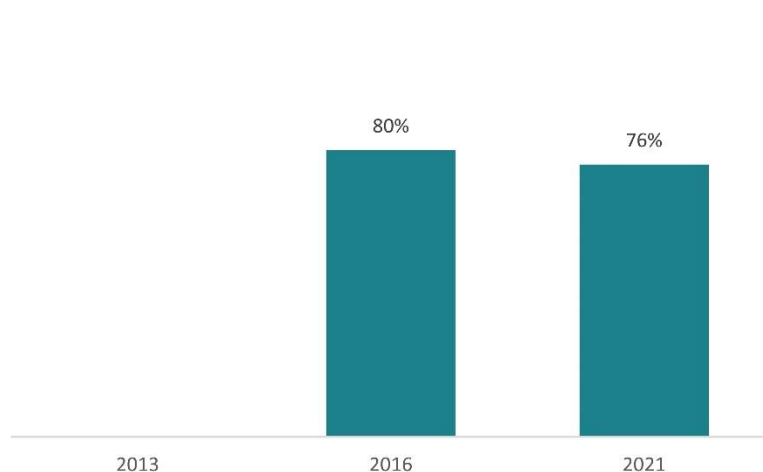
76%
of respondents agreed completely that their CNS provided them with the information they needed to make informed decisions about their treatment

Results above based on 471 responses. Those answering, "Don't know / can't remember" (15), "Not applicable" (98) excluded from base size/percentage calculation. 584 responses in total.

Health Board Comparison

Health Board Average	3,074	75%	
Cardiff and Vale	482	79%	
Aneurin Bevan	614	78%	
Swansea Bay	366	77%	
Cwm Taf Morgannwg	403	76%	
Hywel Dda	471	76%	
Betsi Cadwaladr	687	74%	
Powys	51	66%	

Scores Over Time – Hywel Dda




-4%
Change 2016-2021

Comparable with changes – see appendix 1

Question 24c: "Did they provide you with the information you needed to make informed decisions about your treatment? Other health professional"









Responses for Hywel Dda

Yes, completely	253	72%	
Yes, to some extent	75	21%	
No	25	7%	

72%
of respondents agreed completely that other health professionals provided them with the information they needed to make informed decisions about their treatment

Results above based on 353 responses. Those answering, "Don't know / can't remember" (20), "Not applicable" (111) excluded from base size/percentage calculation. 484 responses in total.

Health Board Comparison

Health Board Average	2,202	73%	
Cardiff and Vale	334	78%	
Swansea Bay	273	75%	
Aneurin Bevan	444	73%	
Cwm Taf Morgannwg	307	72%	
Hywel Dda	353	71%	
Betsi Cadwaladr	453	69%	
Powys	38	69%	

Question 25: "Were you offered the opportunity to discuss your needs and concerns?"¹¹

Responses for Hywel Dda

Yes - using a Holistic Needs Assessment	42	7%	<div style="width: 7%;"></div>
Yes - using a PROM assessment	24	4%	<div style="width: 4%;"></div>
[Yes, asked to complete HNA & PROM]	9	2%	<div style="width: 2%;"></div>
[Yes, offered discussion but unsure of format]	163	27%	<div style="width: 27%;"></div>
No	357	60%	<div style="width: 60%;"></div>

40%
of respondents were offered an opportunity to discuss their needs and concerns

Results above based on 595 responses. Those answering, "Don't know / can't remember" (272) excluded from base size/percentage calculation. 867 responses in total.


Health Board Comparison

Health Board Average	4,045	42%	<div style="width: 42%;"></div>
Aneurin Bevan	789	49%	<div style="width: 49%;"></div>
Cardiff and Vale	596	49%	<div style="width: 49%;"></div>
Cwm Taf Morgannwg	583	44%	<div style="width: 44%;"></div>
Hywel Dda	595	40%	<div style="width: 40%;"></div>
Swansea Bay	493	39%	<div style="width: 39%;"></div>
Powys	68	35%	<div style="width: 35%;"></div>
Betsi Cadwaladr	921	35%	<div style="width: 35%;"></div>

¹¹ A HNA is a Holistic Needs Assessment. Patient-Reported Outcome Measures (PROMs) are questionnaires that have been designed and tested with patients and clinicians for either specific diseases or for general health or quality of life.

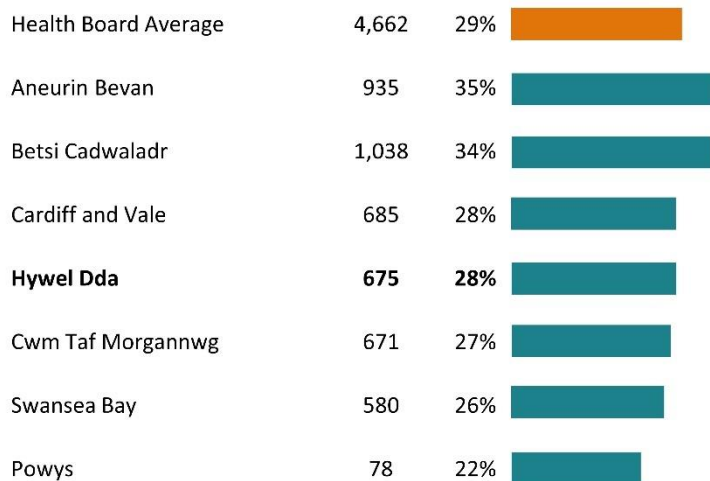
Question 26: "Have you been offered a written care plan?"

Responses for Hywel Dda



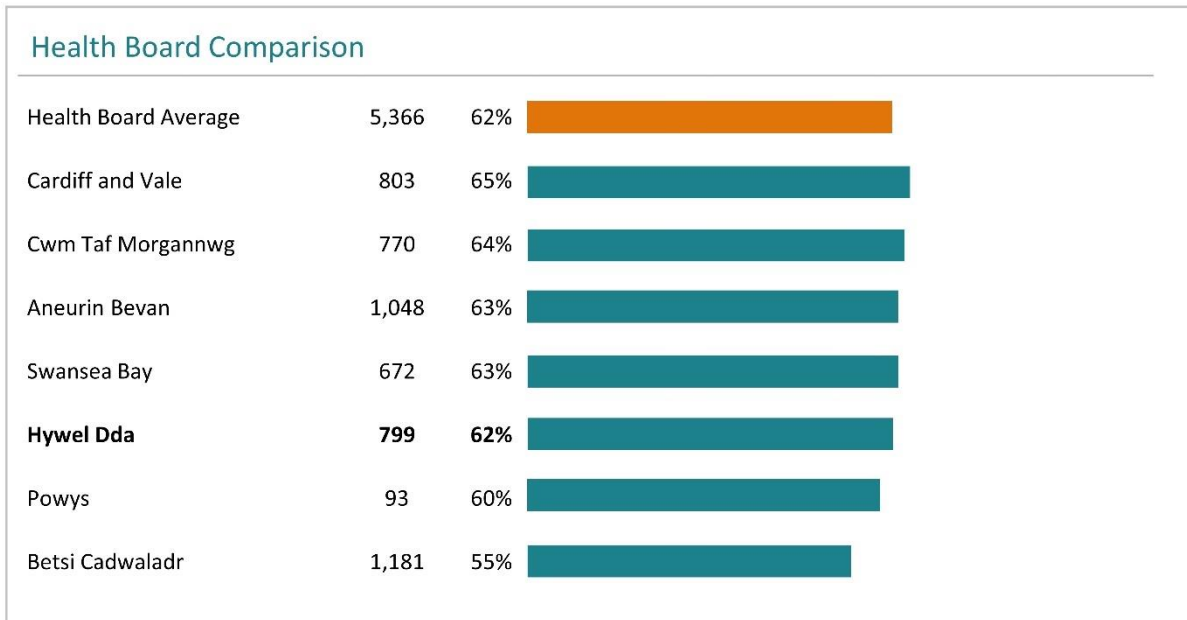
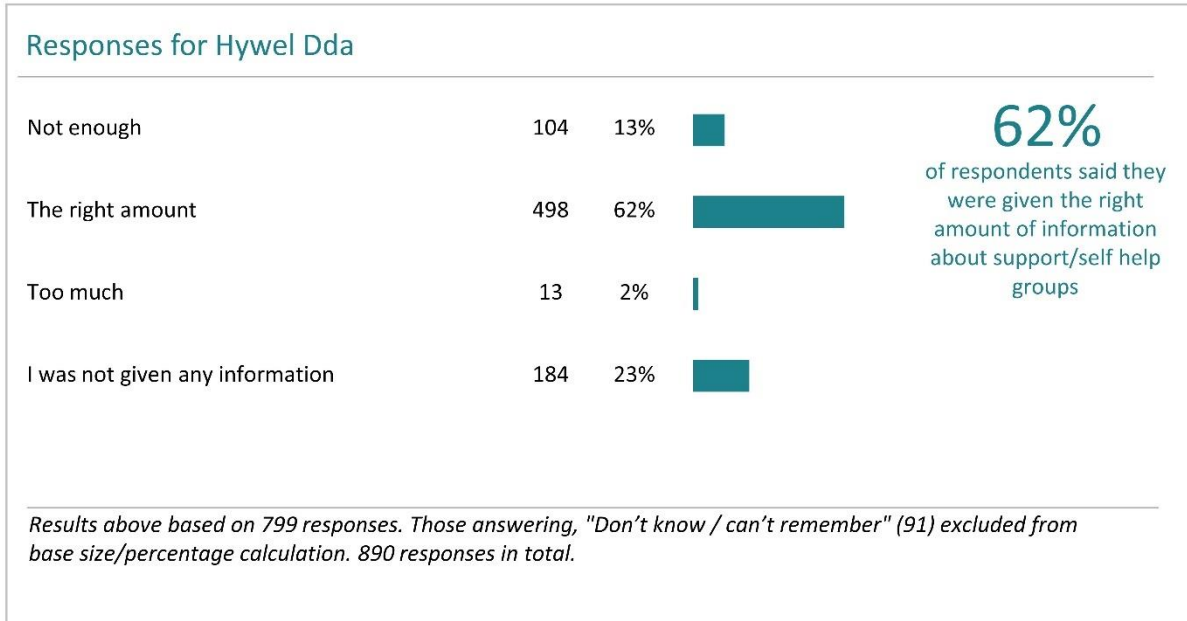
Results above based on 675 responses. Those answering, "I do not know / understand what a care plan is" (74), "Don't know / can't remember" (129) excluded from base size/percentage calculation. 878 responses in total.

Health Board Comparison



8.5 Support for people living with cancer

Question 27: "How much information about support or self-help groups did your healthcare team give you?"



Question 28: "During your care, were you told about voluntary or charity support?"









Responses for Hywel Dda

Yes	424	55%	
No	347	45%	

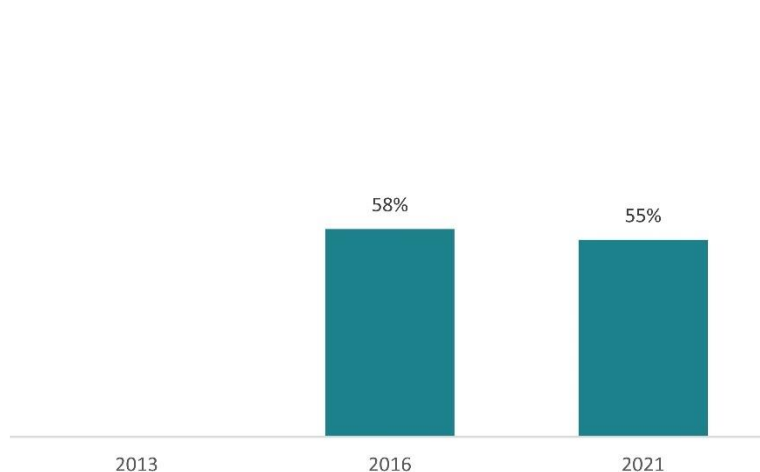
55%
of respondents were told about voluntary/charity support during their care

Results above based on 771 responses. Those answering, "Don't know / can't remember" (120) excluded from base size/percentage calculation. 891 responses in total.

Health Board Comparison

Health Board Average	5,253	53%	
Cardiff and Vale	777	59%	
Cwm Taf Morgannwg	765	57%	
Swansea Bay	665	57%	
Aneurin Bevan	1,019	54%	
Hywel Dda	771	54%	
Betsi Cadwaladr	1,168	47%	
Powys	88	46%	

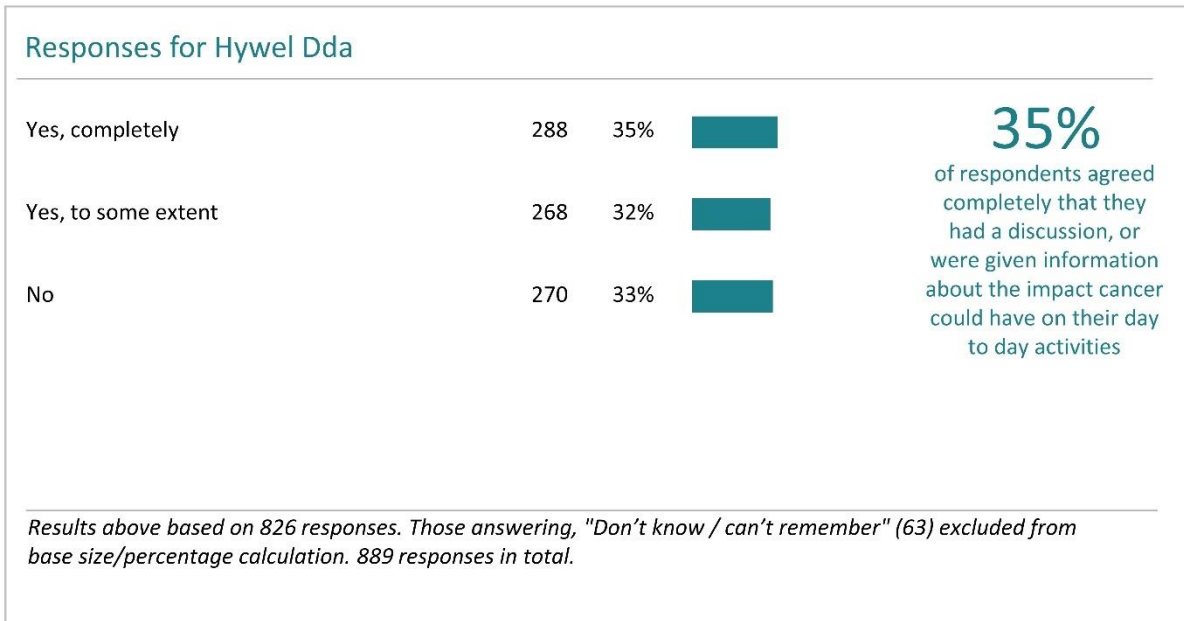
Scores Over Time – Hywel Dda



-3%
Change 2016-2021




Directly comparable

Question 29: "Did your healthcare team discuss with you or give you information about the impact cancer could have on your day-to-day activities (for example, work life or education)?"



Question 30: "Did your healthcare team give you information about how to get financial help or any benefits you might be entitled to?"









Responses for Hywel Dda

Yes	265	54%	
Yes, but I would have liked more information	49	10%	
No, but I would have liked information	181	37%	

54%
of respondents said they were given enough information on how to get financial support or any benefits they were entitled to

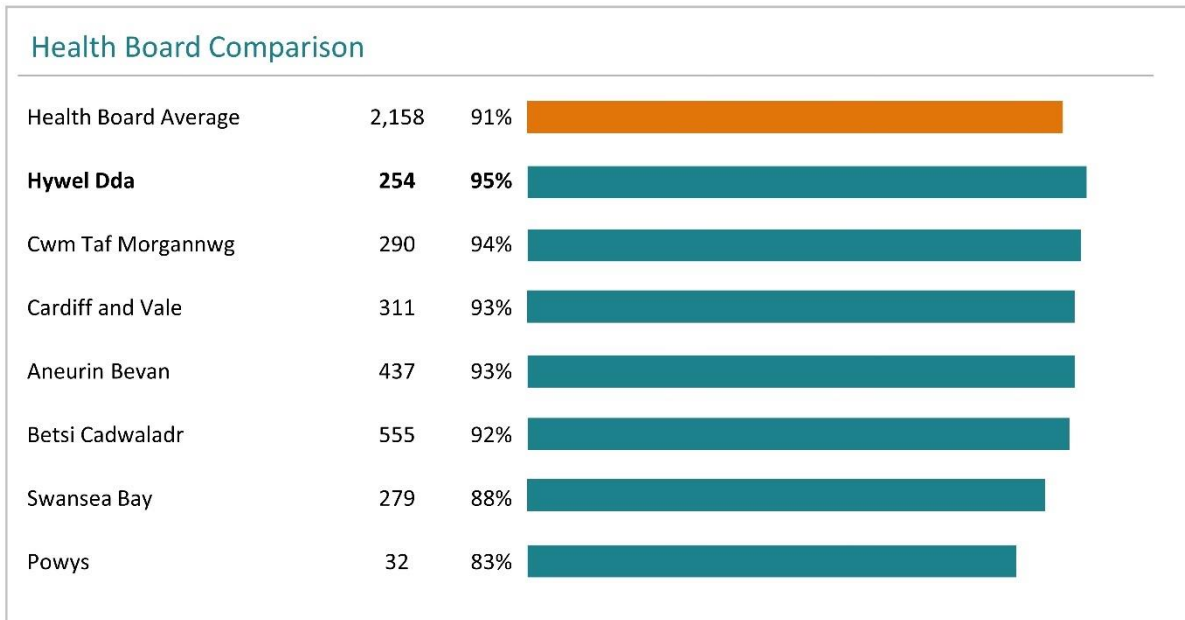
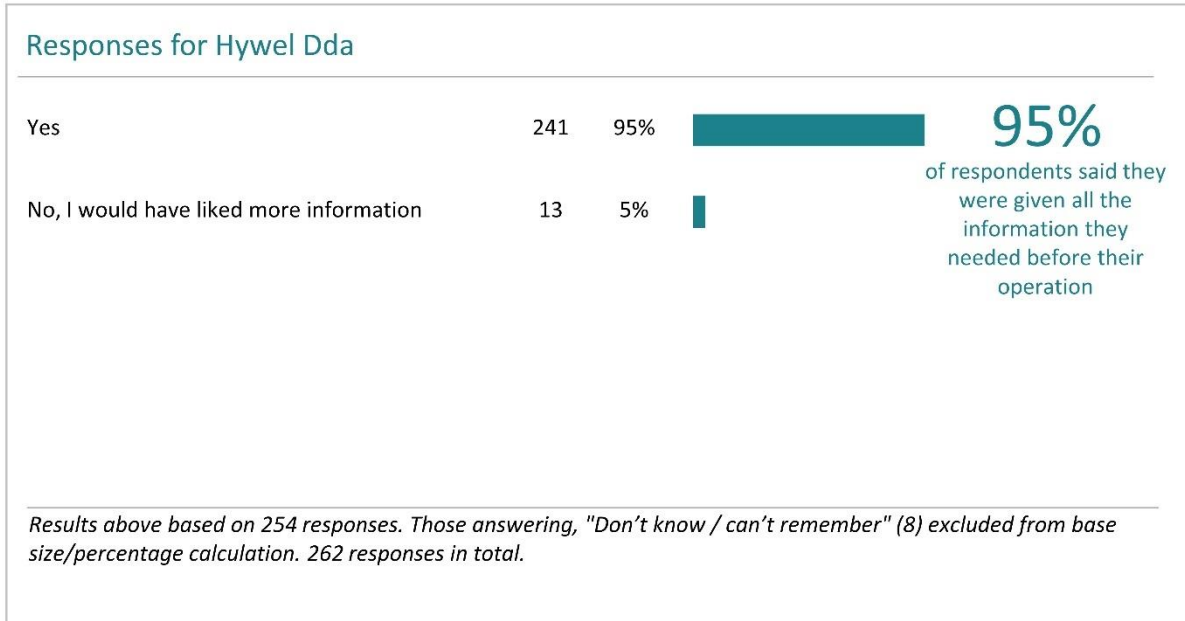
Results above based on 495 responses. Those answering, "It was not necessary" (360), "Don't know / can't remember" (34) excluded from base size/percentage calculation. 889 responses in total.

Health Board Comparison

Health Board Average	3,304	53%	
Cwm Taf Morgannwg	554	60%	
Powys	56	58%	
Aneurin Bevan	655	54%	
Hywel Dda	495	52%	
Cardiff and Vale	447	51%	
Swansea Bay	409	51%	
Betsi Cadwaladr	688	49%	

8.6 Operations

Question 32: "Beforehand, did you have all the information you needed about your operation?"



Question 33: "After the operation, did a member of staff explain how it had gone in a way you could understand?"









Responses for Hywel Dda

Yes, completely	191	74%	
Yes, to some extent	56	22%	
No, but I would have liked an explanation	10	4%	

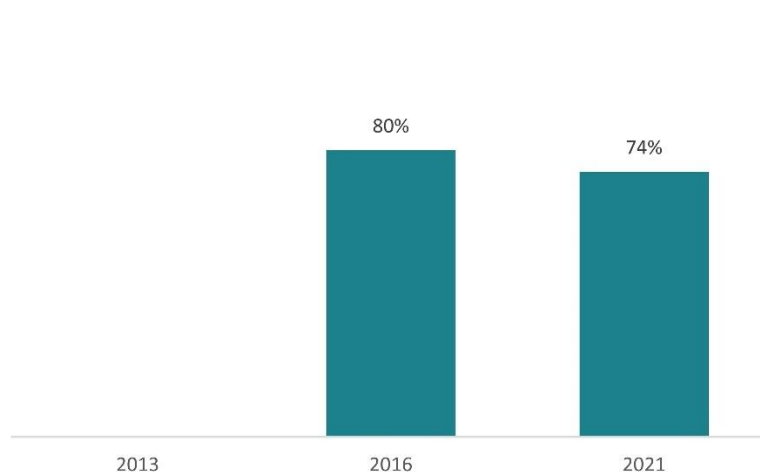
74%
of respondents said a member of staff explained how the operation had gone in a way they could completely understand

Results above based on 257 responses. Those answering, "I did not need an explanation" (5) excluded from base size/percentage calculation. 262 responses in total.

Health Board Comparison

Health Board Average	2,144	77%	
Cardiff and Vale	307	80%	
Swansea Bay	278	79%	
Aneurin Bevan	434	78%	
Cwm Taf Morgannwg	287	78%	
Powys	32	75%	
Hywel Dda	257	74%	
Betsi Cadwaladr	549	73%	

Scores Over Time – Hywel Dda

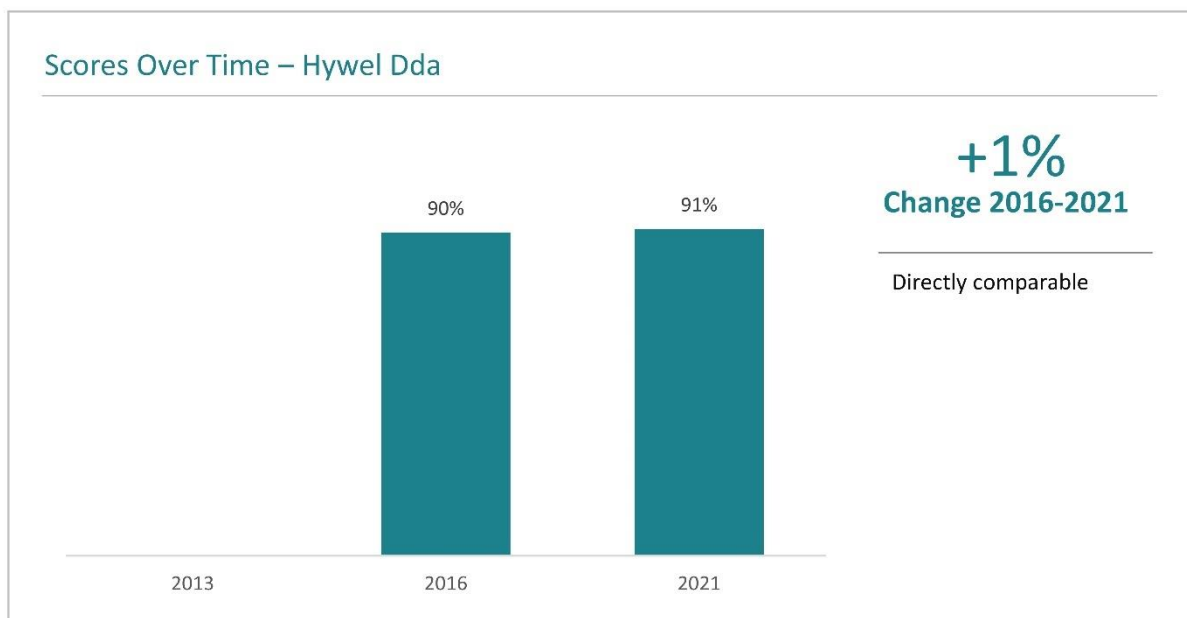
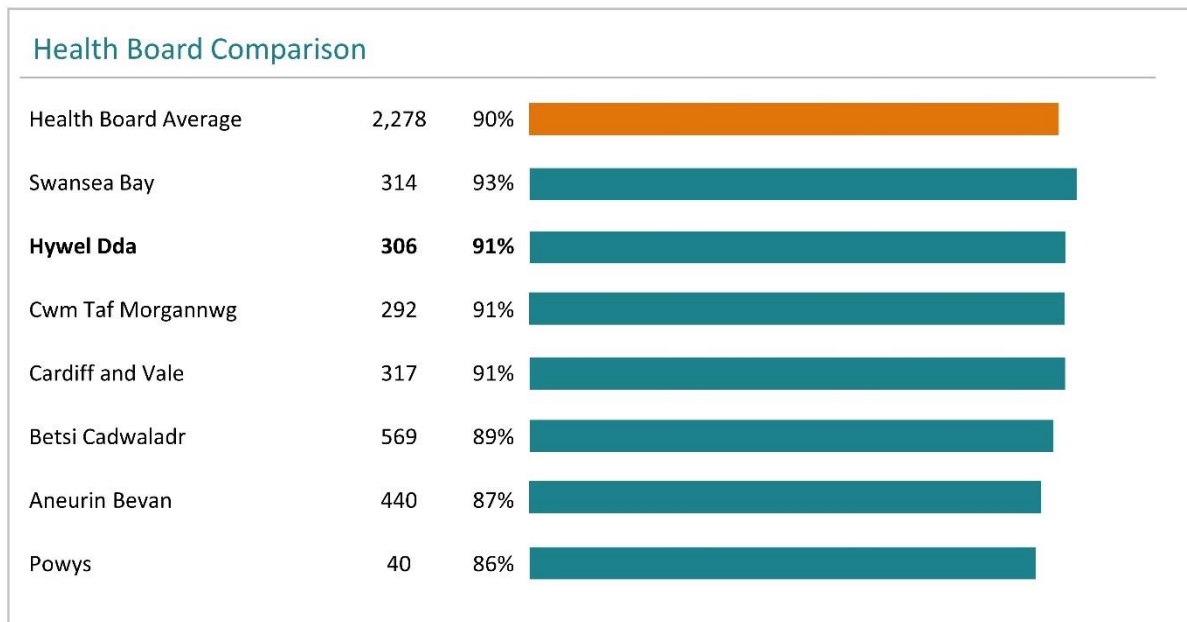
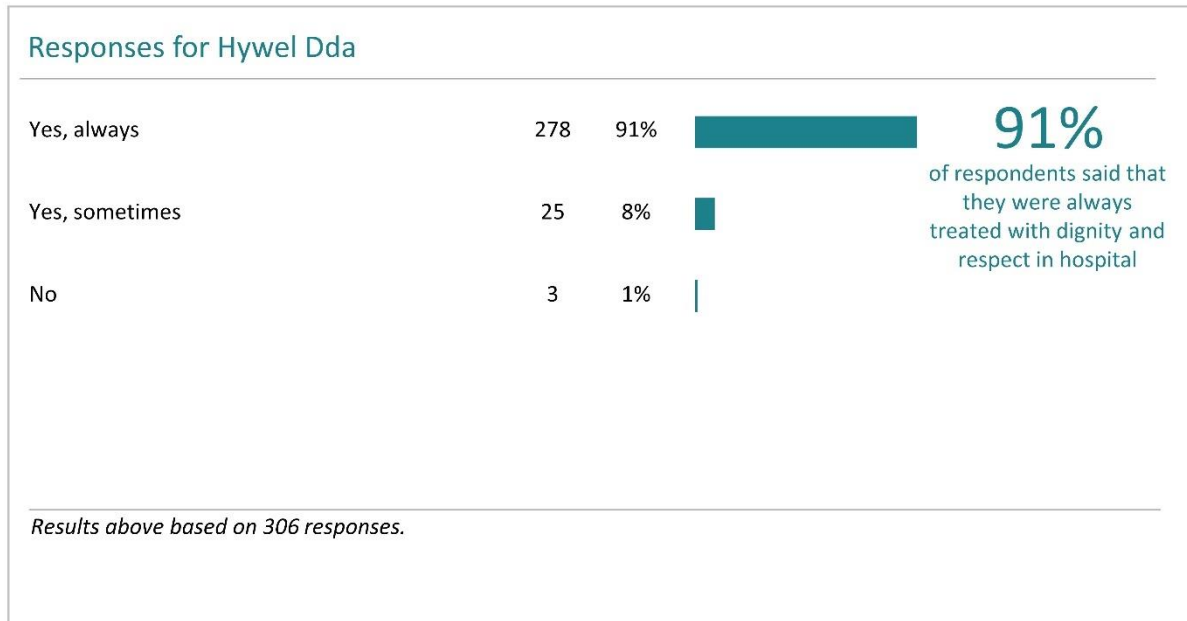


-6%
Change 2016-2021

Directly comparable

8.7 Hospital care as an inpatient

Question 35: "Overall, while you were in hospital, were you treated with dignity and respect?"



Question 36: "Were you able to discuss any worries or fears with staff during your hospital visit?"

Responses for Hywel Dda

As much as I wanted	189	65%	
Most of the time	48	17%	
Some of the time	37	13%	
Not at all, but would have liked to	15	5%	

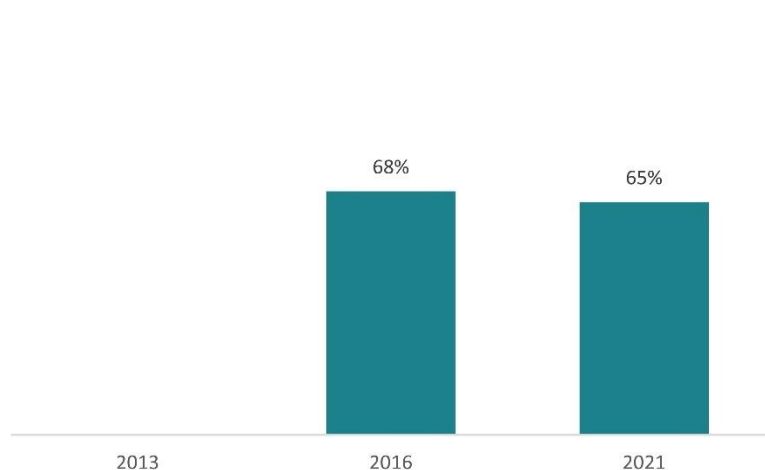
65%
of respondents were able to discuss any worries or fears they had, as much as they wanted with staff

Results above based on 289 responses. Those answering, "I did not have any worries or fears" (16) excluded from base size/percentage calculation. 305 responses in total.

Health Board Comparison

Health Board Average	2,081	64%	
Cardiff and Vale	286	67%	
Cwm Taf Morgannwg	264	67%	
Aneurin Bevan	403	67%	
Hywel Dda	289	66%	
Swansea Bay	285	64%	
Betsi Cadwaladr	519	61%	
Powys	35	55%	

Scores Over Time – Hywel Dda



-2%
Change 2016-2021

Directly comparable

Question 37: "Did your family or someone else close to you have enough opportunity to talk to a healthcare professional?"









Responses for Hywel Dda

Yes, definitely	94	37%	
Yes, to some extent	74	29%	
No	83	33%	

37%
of respondents said that a family member or someone else close to them definitely had enough opportunity to talk to a healthcare professional

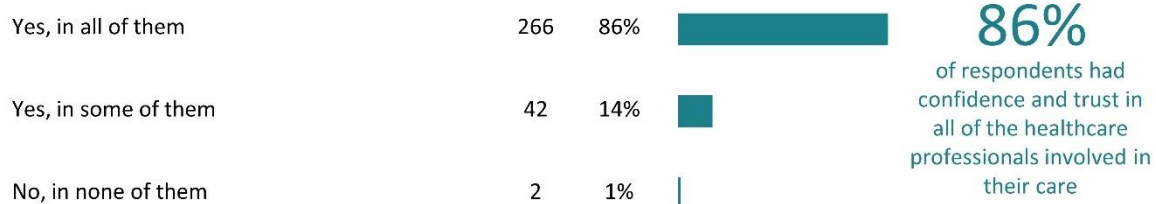
Results above based on 251 responses. Those answering, "No family or friends were involved" (41), "My family did not want to talk to a healthcare professional" (6) excluded from base size/percentage calculation. 298 responses in total.

Health Board Comparison

Health Board Average	1,907	36%	
Aneurin Bevan	381	41%	
Cwm Taf Morgannwg	253	40%	
Hywel Dda	251	38%	
Swansea Bay	269	38%	
Cardiff and Vale	244	37%	
Betsi Cadwaladr	475	31%	
Powys	34	29%	

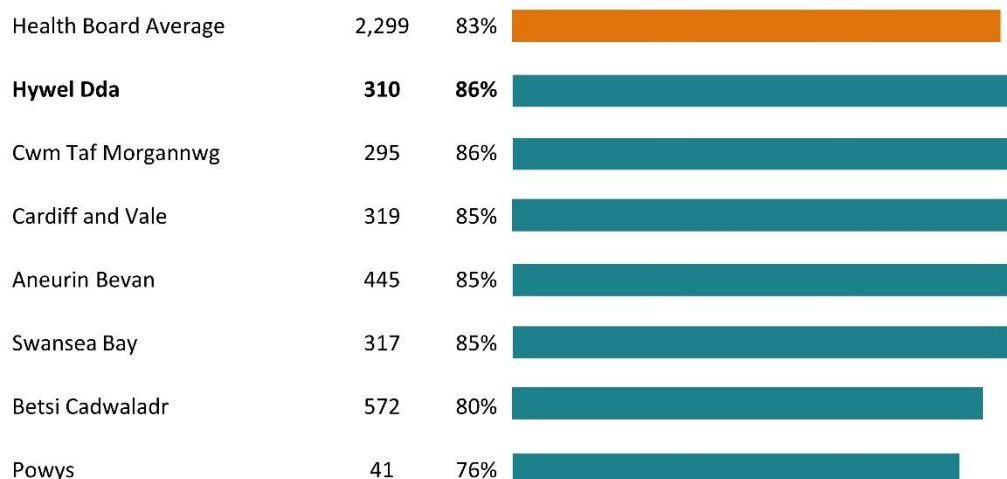
Question 38: "Did you have confidence and trust in the healthcare professionals treating you?"

Responses for Hywel Dda



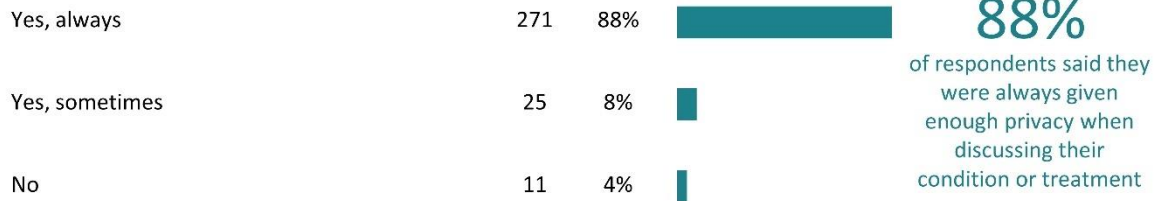
Results above based on 310 responses.

Health Board Comparison



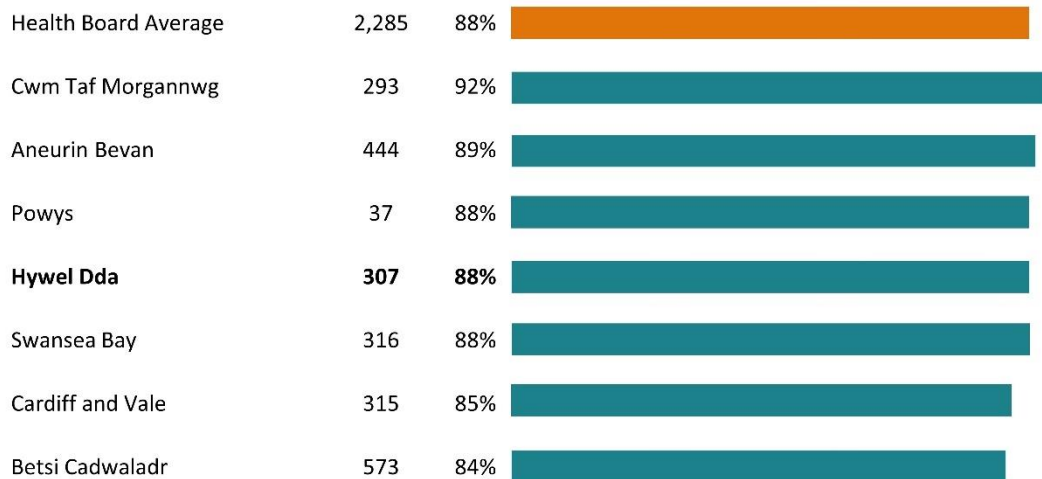
Question 39: "Were you given enough privacy when discussing your condition or treatment?"

Responses for Hywel Dda

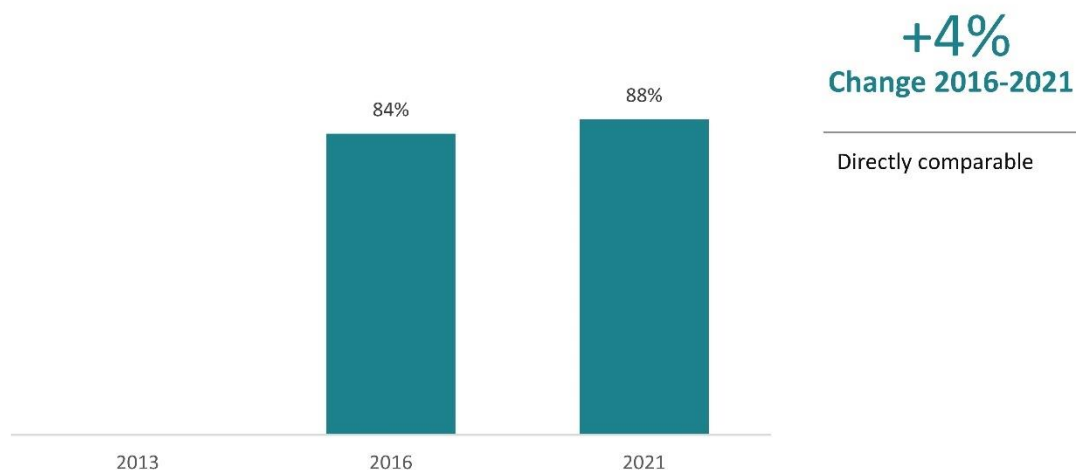


Results above based on 307 responses.

Health Board Comparison




Scores Over Time – Hywel Dda



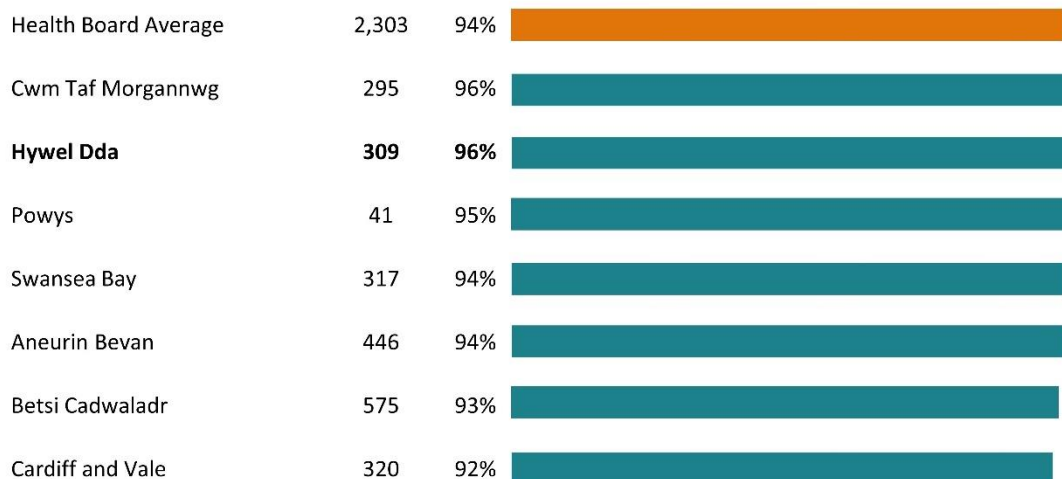
Question 40: "Were you given enough privacy when being examined or treated?"

Responses for Hywel Dda

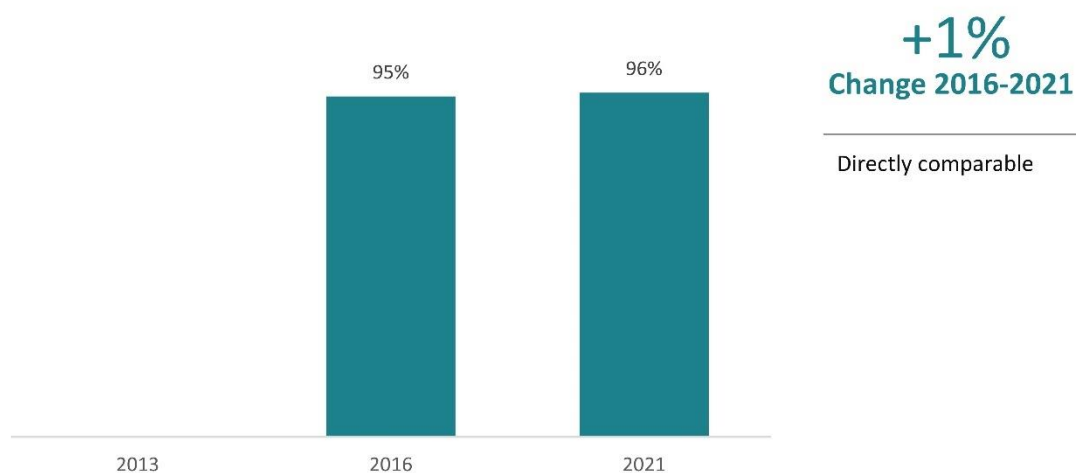


Results above based on 309 responses.

Health Board Comparison

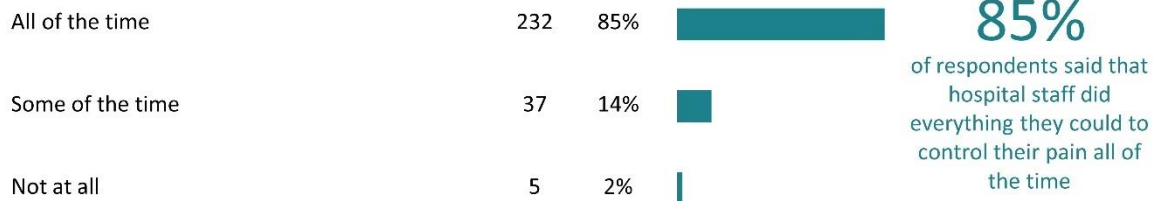


Scores Over Time – Hywel Dda



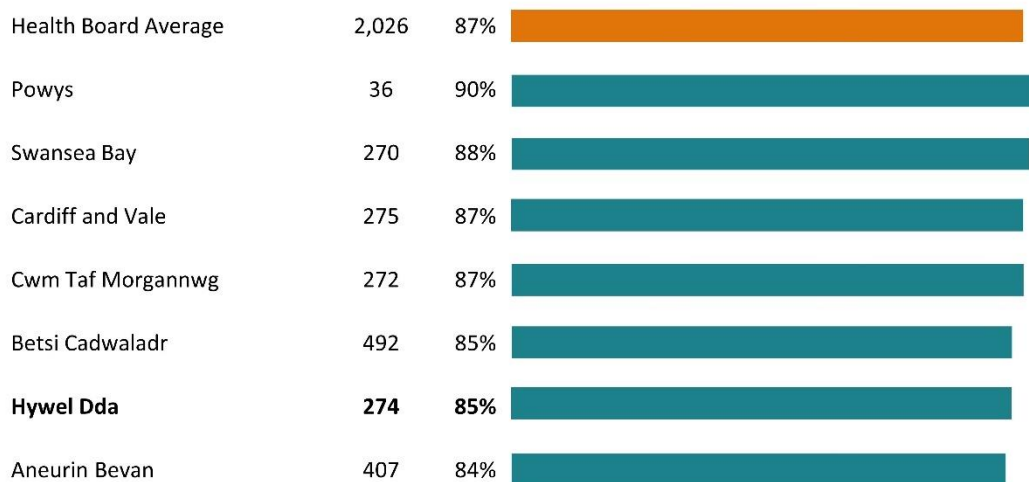
Question 41: "Do you think the hospital staff did everything they could to help control your pain?"

Responses for Hywel Dda

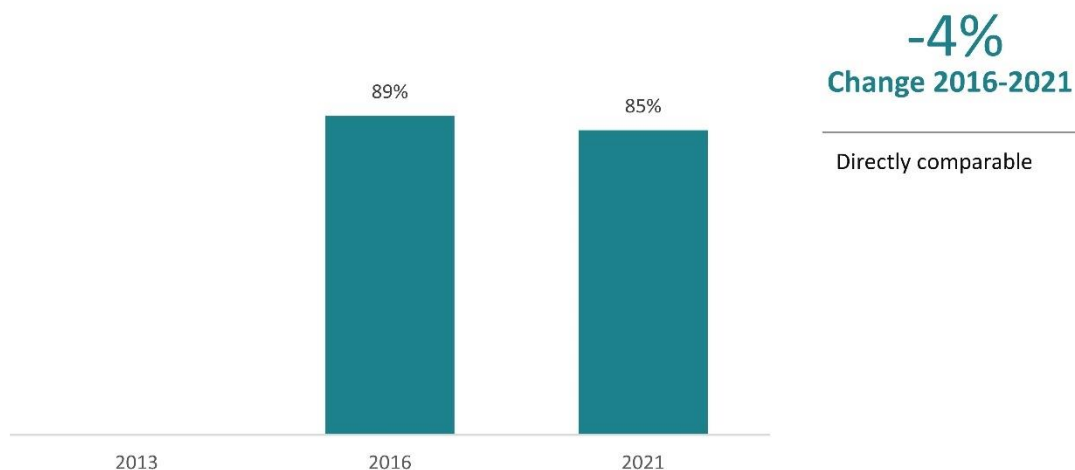


Results above based on 274 responses. Those answering, "I did not have any pain" (34) excluded from base size/percentage calculation. 308 responses in total.

Health Board Comparison




Scores Over Time – Hywel Dda



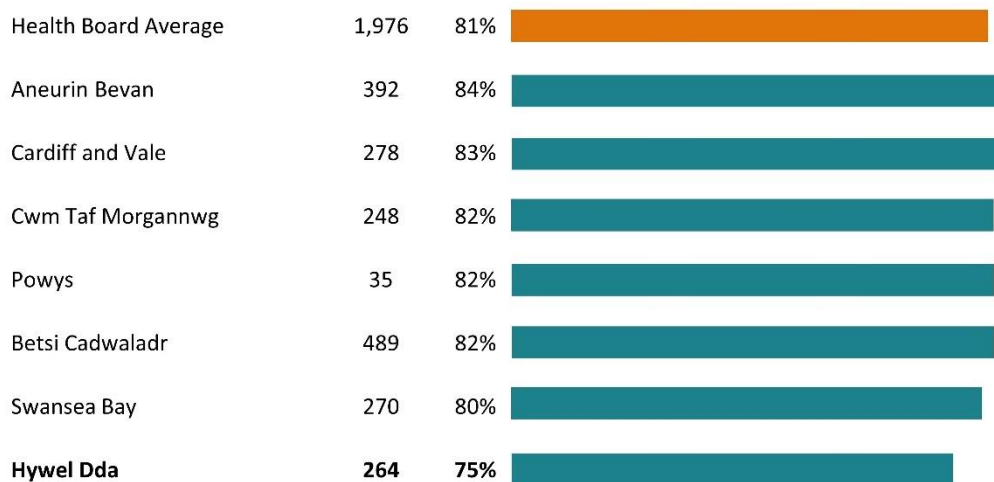
Question 42: "Were you given clear written information about what you should or should not do after leaving hospital?"

Responses for Hywel Dda

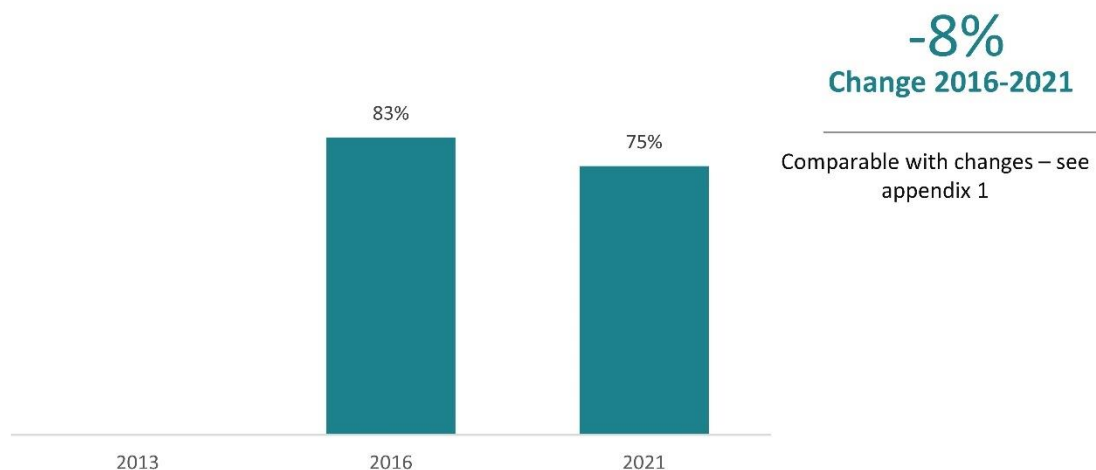


Results above based on 264 responses. Those answering, "I did not need written information" (37), "Don't know / can't remember" (12) excluded from base size/percentage calculation. 313 responses in total.

Health Board Comparison




Scores Over Time – Hywel Dda



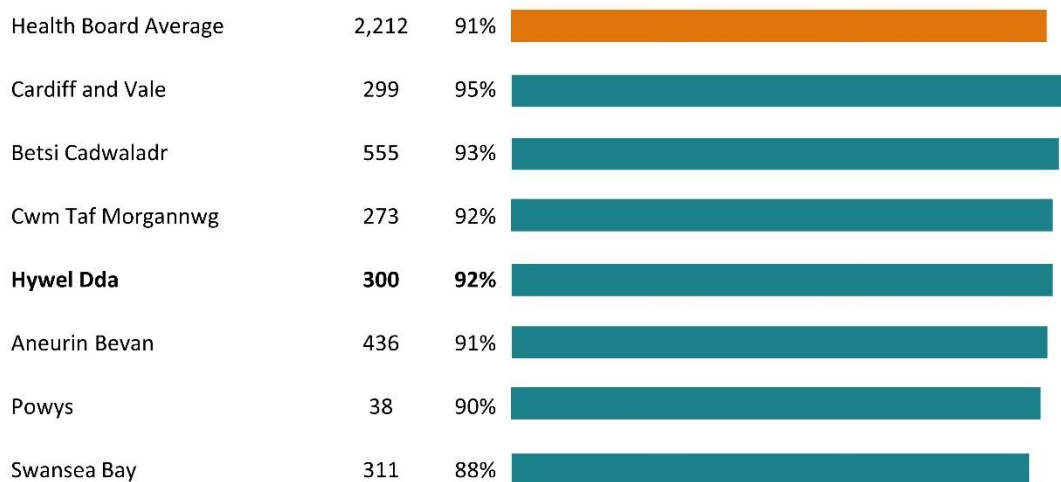
Question 43: "Did hospital staff tell you who to contact if you were worried about your condition or treatment after you left hospital?"

Responses for Hywel Dda

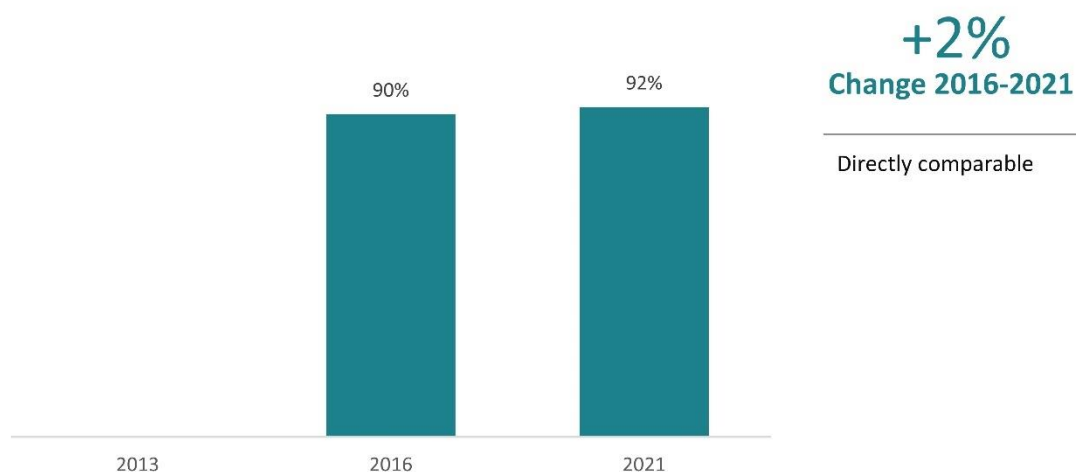


Results above based on 300 responses. Those answering, "Don't know / can't remember" (14) excluded from base size/percentage calculation. 314 responses in total.

Health Board Comparison



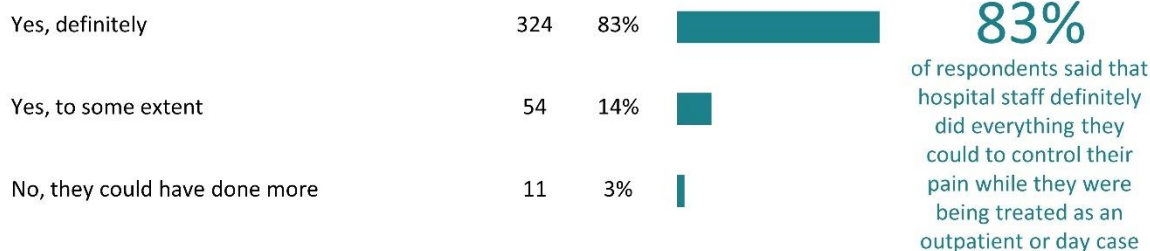
Scores Over Time – Hywel Dda



8.8 Outpatients / day case appointments

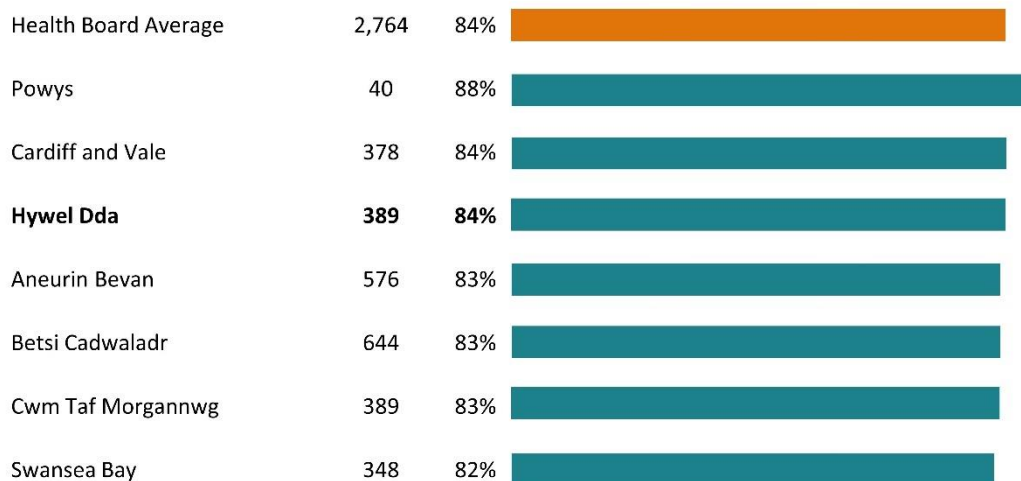
Question 45: "While you were being treated as an outpatient or day case, did hospital staff do everything they could to help control your pain?"

Responses for Hywel Dda

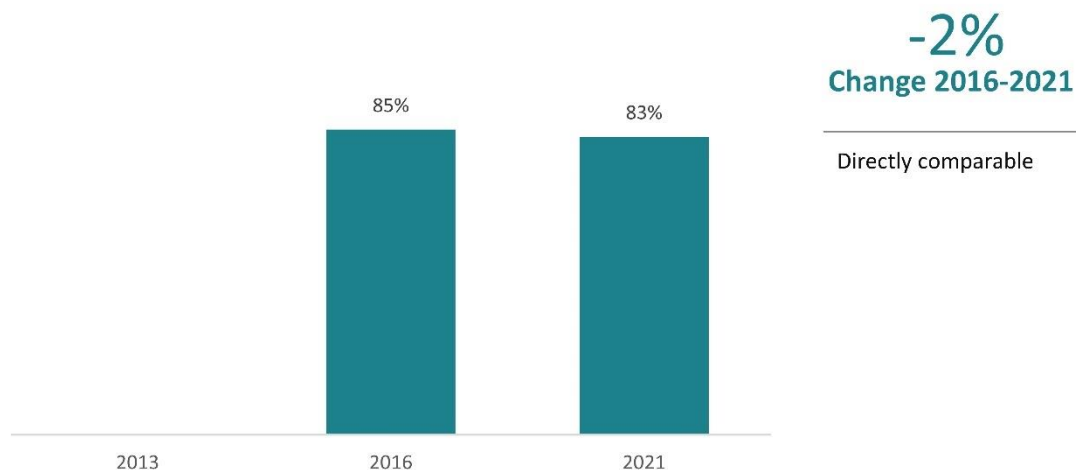


Results above based on 389 responses. Those answering, "I did not have any pain" (372) excluded from base size/percentage calculation. 761 responses in total.

Health Board Comparison






Scores Over Time – Hywel Dda



Question 46: “While you were being treated as an outpatient or day case, were you given enough emotional support from hospital staff?”









Responses for Hywel Dda

Yes, definitely	418	74%	
Yes, to some extent	117	21%	
No, I would have liked more support	30	5%	

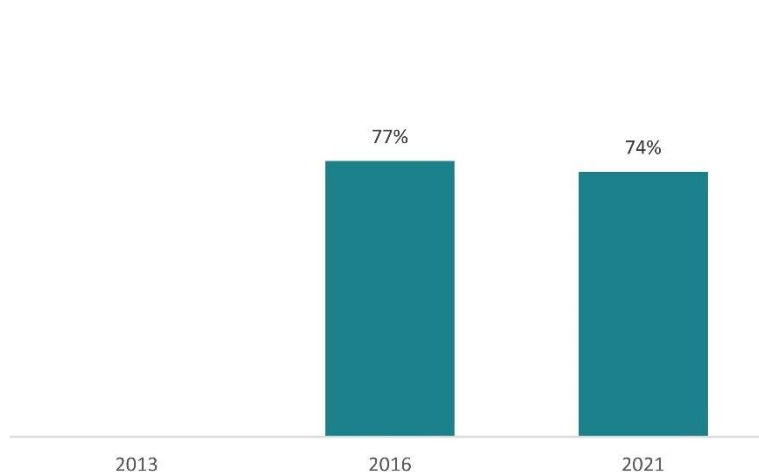
74%
of respondents said that hospital staff definitely gave them enough emotional support while being treated as an outpatient or day case

Results above based on 565 responses. Those answering, "I did not need emotional support from staff" (199) excluded from base size/percentage calculation. 764 responses in total.

Health Board Comparison

Health Board Average	3,920	73%	
Swansea Bay	480	75%	
Cwm Taf Morgannwg	564	75%	
Aneurin Bevan	783	75%	
Hywel Dda	565	74%	
Betsi Cadwaladr	903	73%	
Cardiff and Vale	562	72%	
Powys	63	67%	

Scores Over Time – Hywel Dda

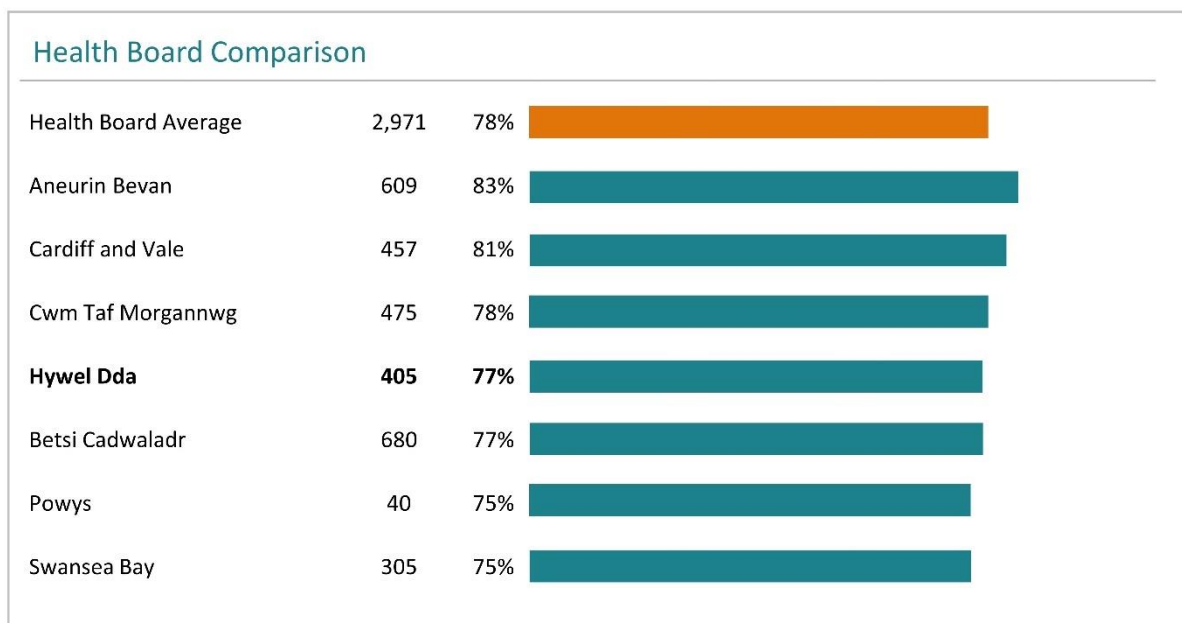
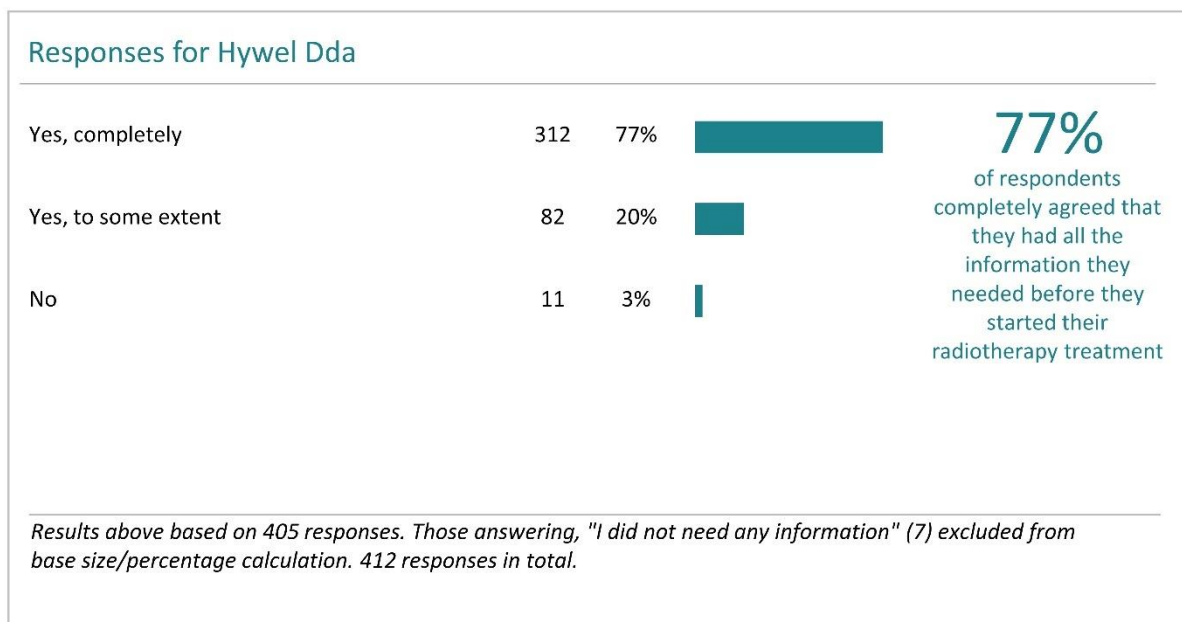


-3%
Change 2016-2021

Directly comparable




8.9 Radiotherapy / chemotherapy

Question 48: "Beforehand, did you have all the information you needed about your radiotherapy treatment?"



Question 50: "Beforehand, did you have all of the information you needed about your chemotherapy treatment?"









Responses for Hywel Dda

Yes, completely	464	80%	
Yes, to some extent	103	18%	
No	13	2%	

80%
of respondents completely agreed that they had all the information they needed before they started their chemotherapy treatment

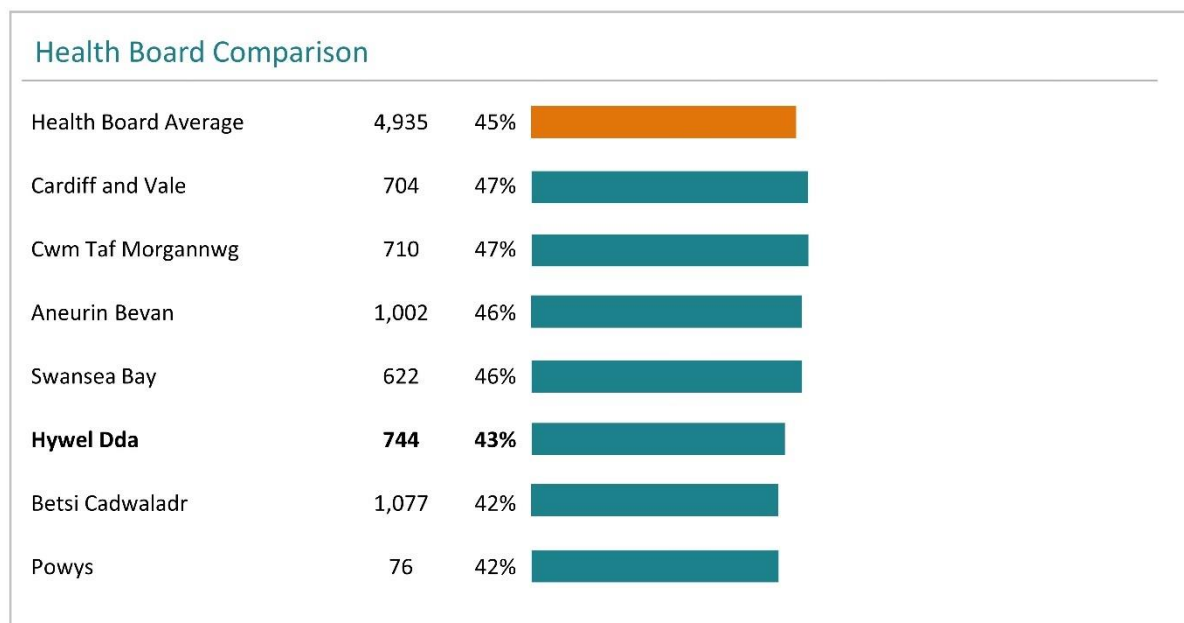
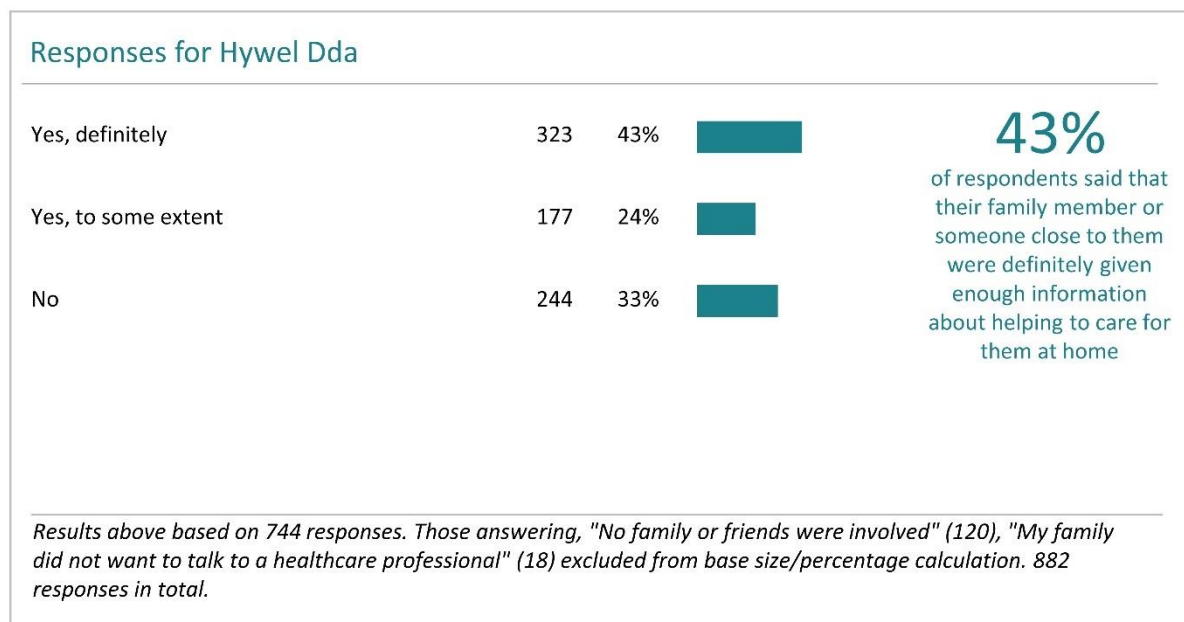
Results above based on 580 responses. Those answering, "I did not need any information" (2) excluded from base size/percentage calculation. 582 responses in total.

Health Board Comparison

Health Board Average	3,346	78%	
Hywel Dda	580	81%	
Aneurin Bevan	602	80%	
Betsi Cadwaladr	804	78%	
Cardiff and Vale	458	78%	
Cwm Taf Morgannwg	406	77%	
Swansea Bay	437	76%	
Powys	59	73%	

8.10 Arranging home support

Question 51: "Did healthcare professionals give your family or someone close to you all the information they needed to help care for you at home?"



Question 52: "Were you given information about how to manage your health and wellbeing after your treatment ends?"









Responses for Hywel Dda

Yes, definitely	313	45%	
Yes, to some extent	186	26%	
No	204	29%	

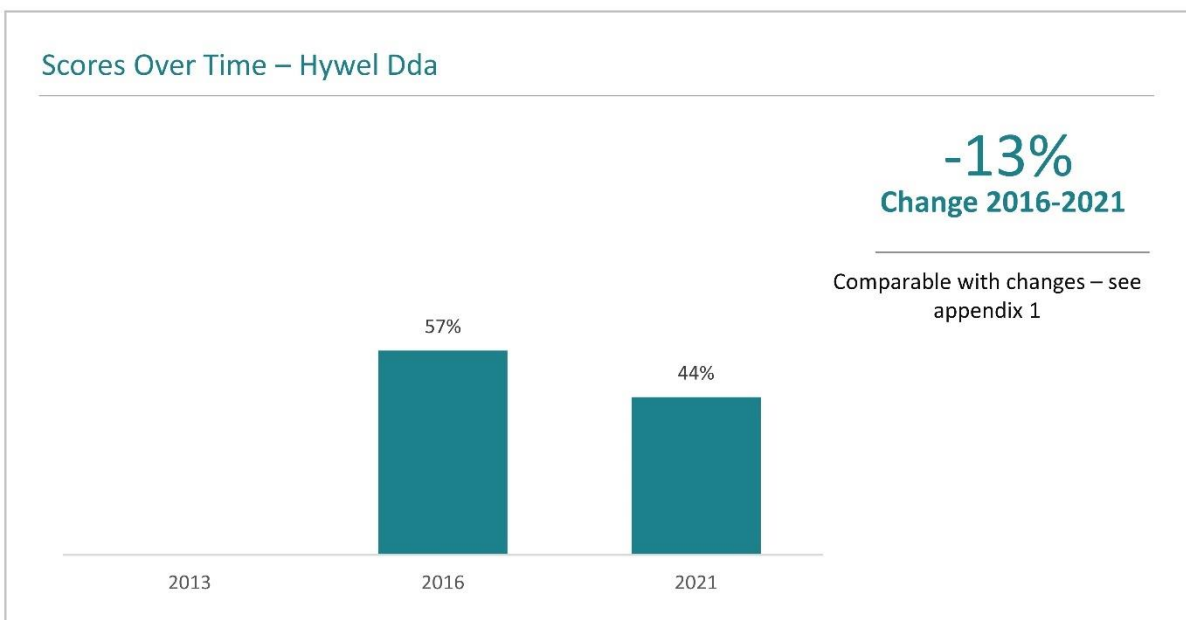
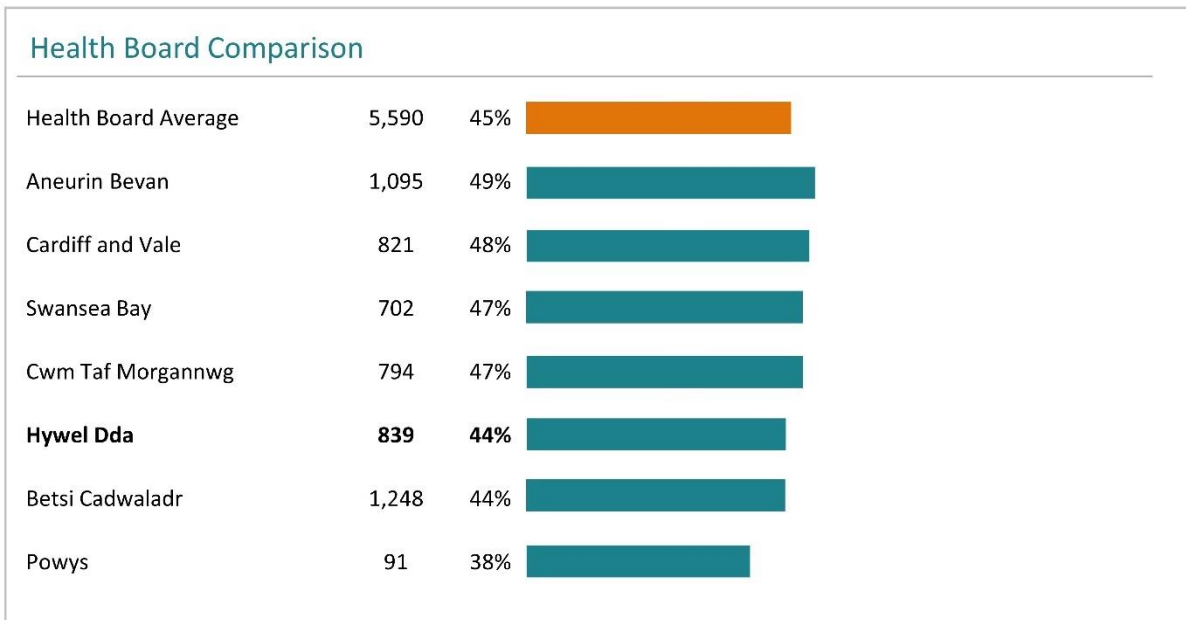
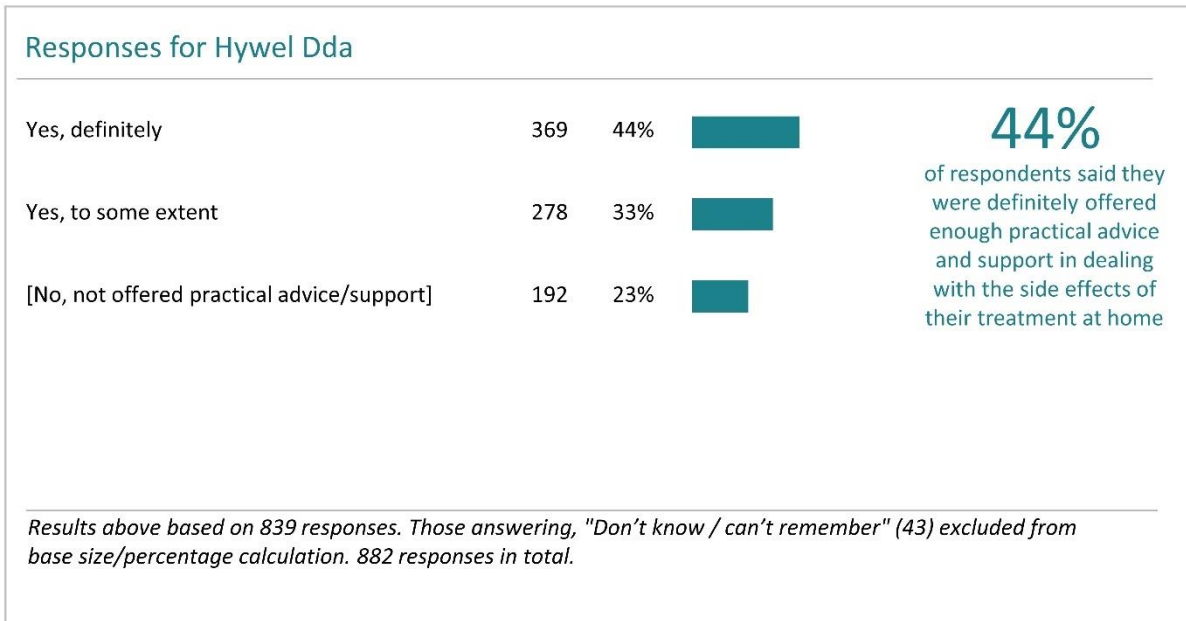
45%
of respondents said that they were definitely given enough information about how to manage health and wellbeing after their treatment ends

Results above based on 703 responses. Those answering, "Don't know / can't remember" (58), "Not applicable" (136) excluded from base size/percentage calculation. 897 responses in total.

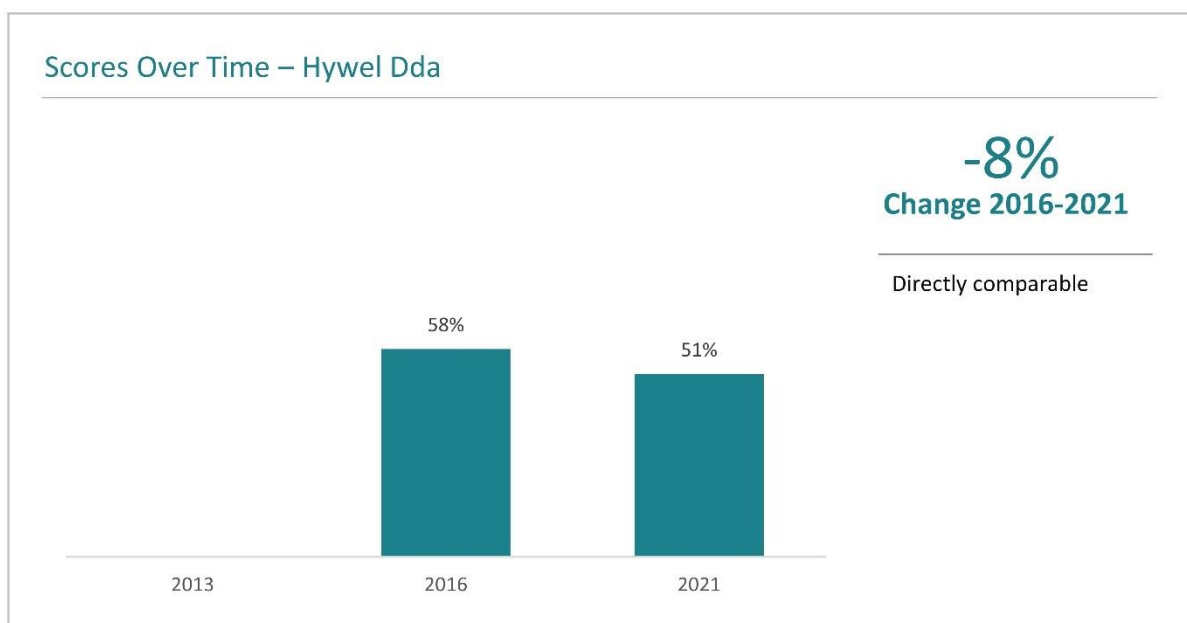
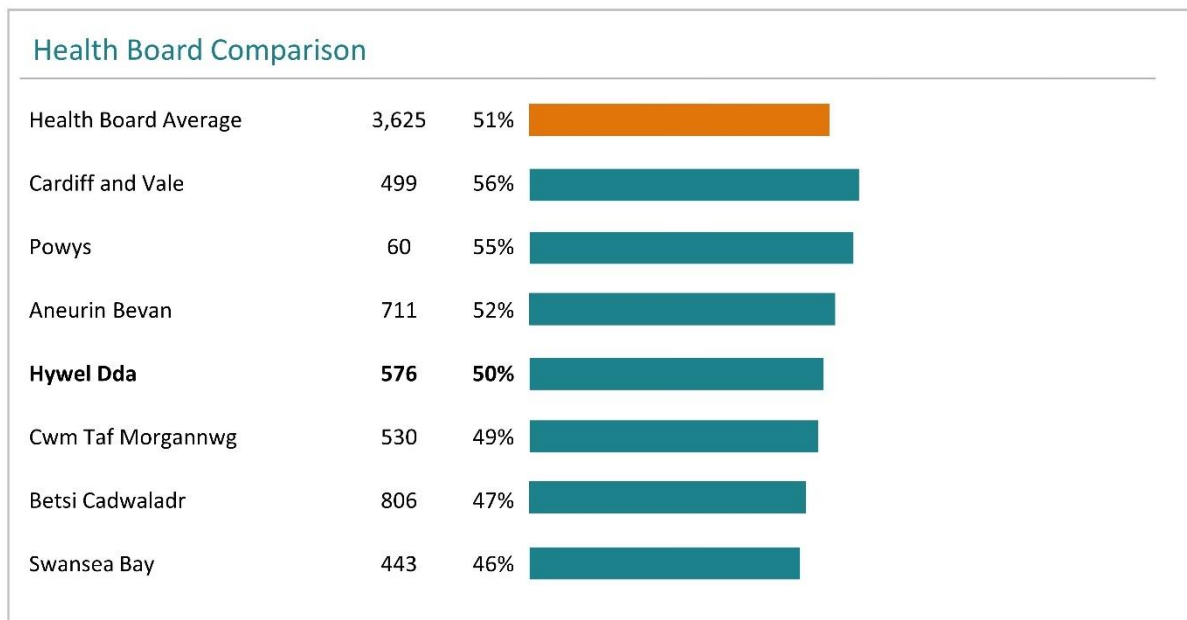
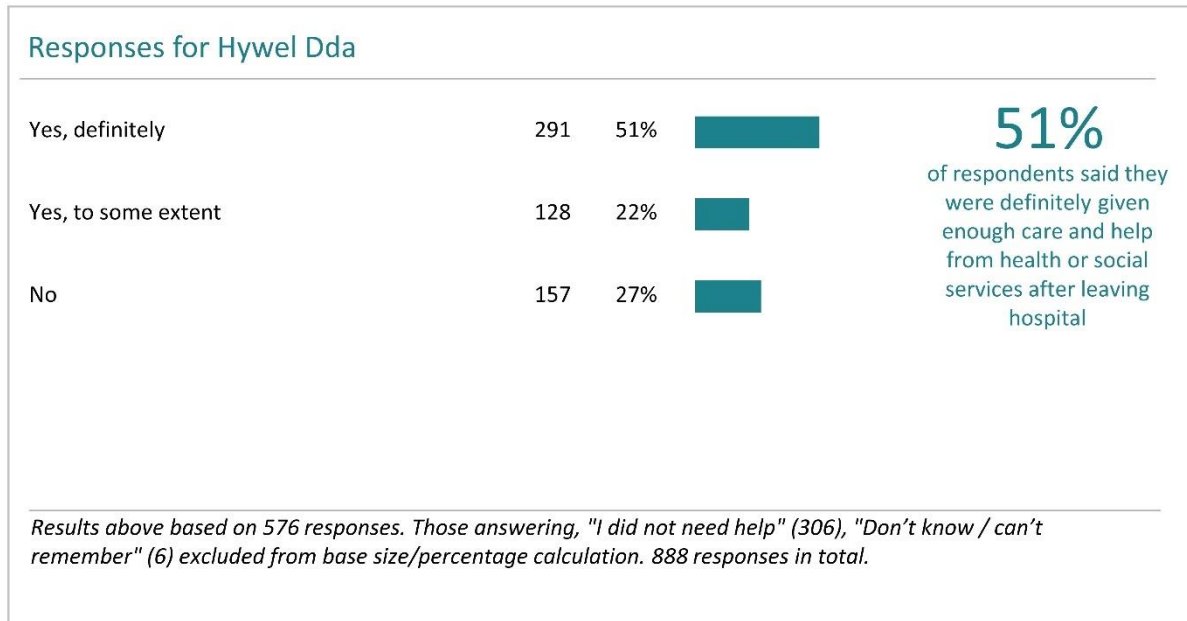
Health Board Comparison

Health Board Average	4,748	45%	
Aneurin Bevan	941	50%	
Cardiff and Vale	695	47%	
Swansea Bay	578	47%	
Cwm Taf Morgannwg	691	47%	
Hywel Dda	703	45%	
Betsi Cadwaladr	1,063	44%	
Powys	77	35%	

Question 53: "Were you offered practical advice and support in dealing with the side effects of your treatment(s) at home (such as physical activity advice, how to manage diet and fatigue)?"

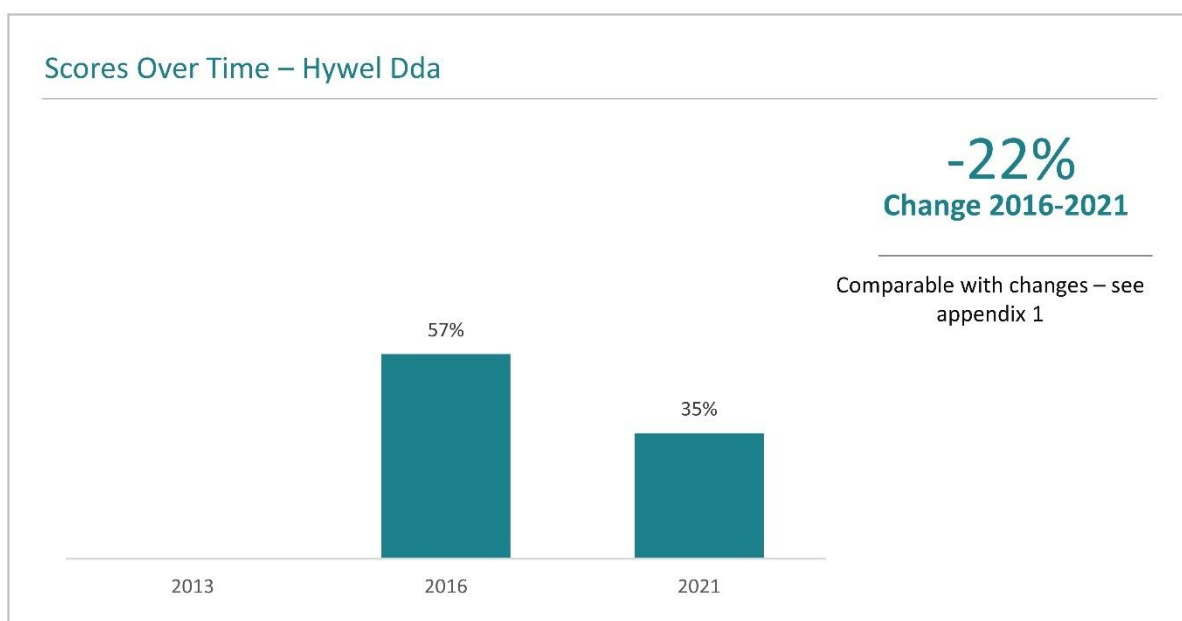
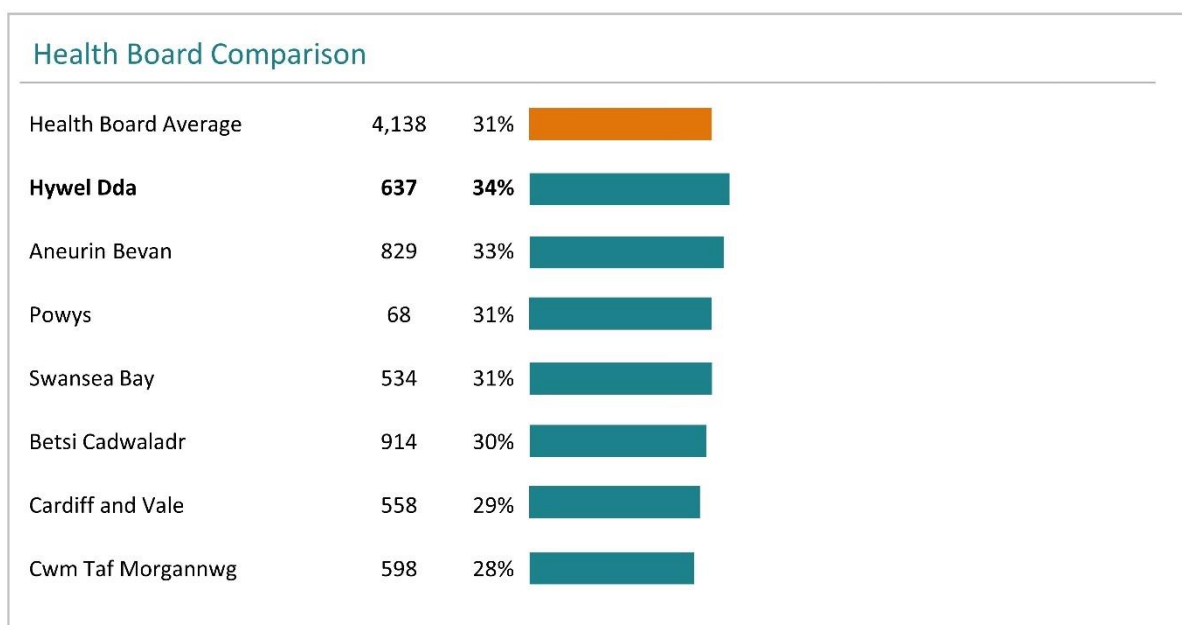
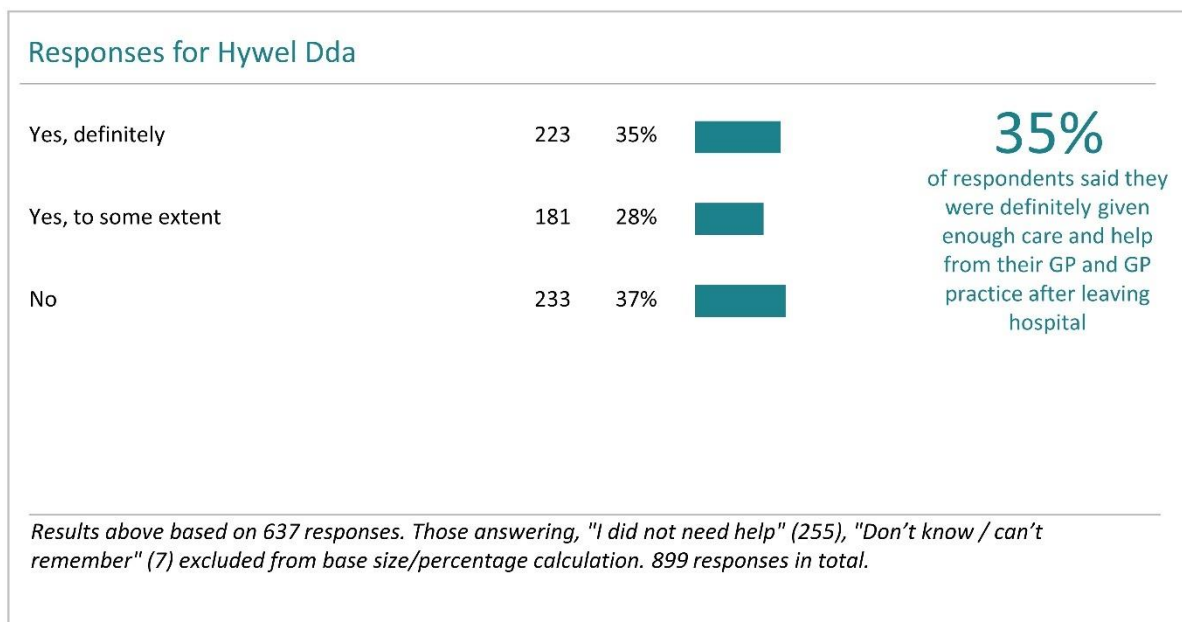


Question 54: "After leaving hospital, were you given enough care and help from health or social services (for example, district nurses, home helps or physiotherapists)?"



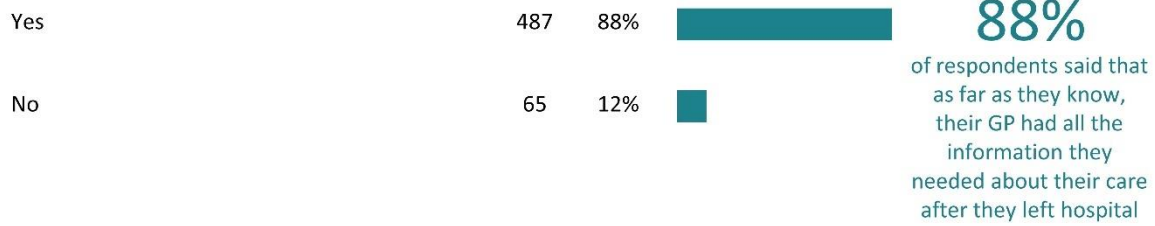
8.11 Care from your General Practice

Question 55: "After leaving hospital, were you given enough care and help from your GP and the GP practice?"



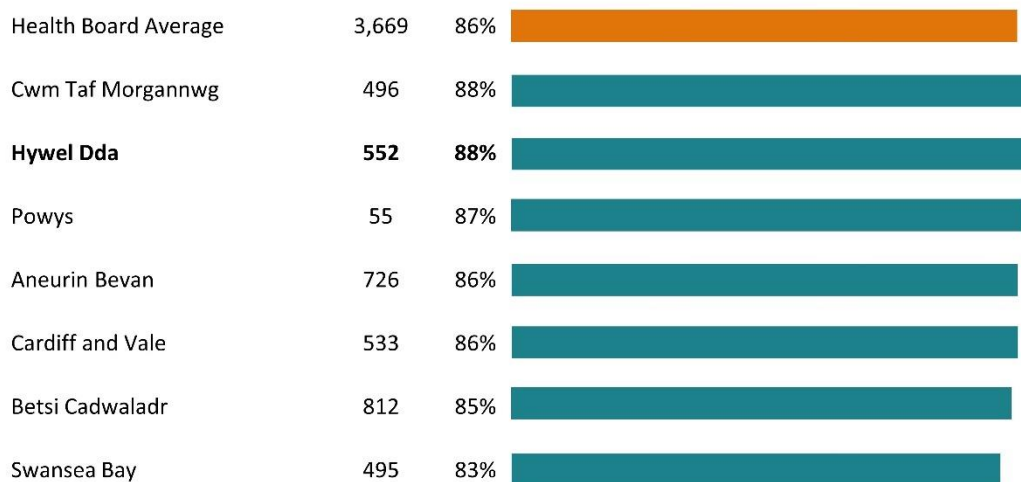
Question 56: "As far as you know, did your GP practice have all the information they needed about your care after leaving hospital?"

Responses for Hywel Dda



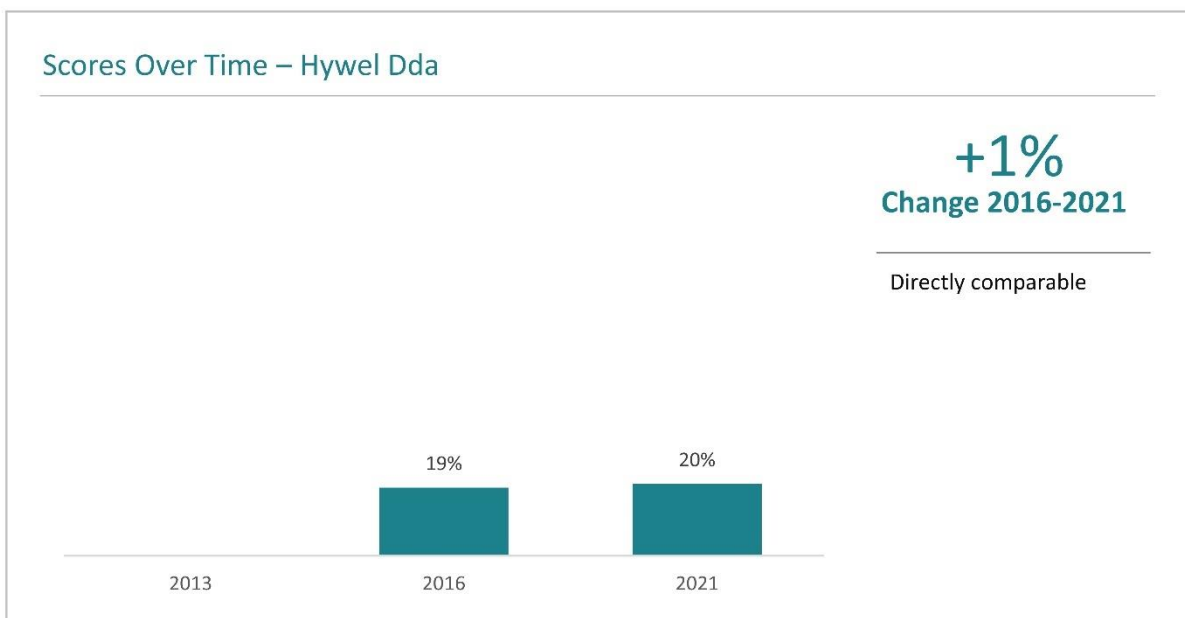
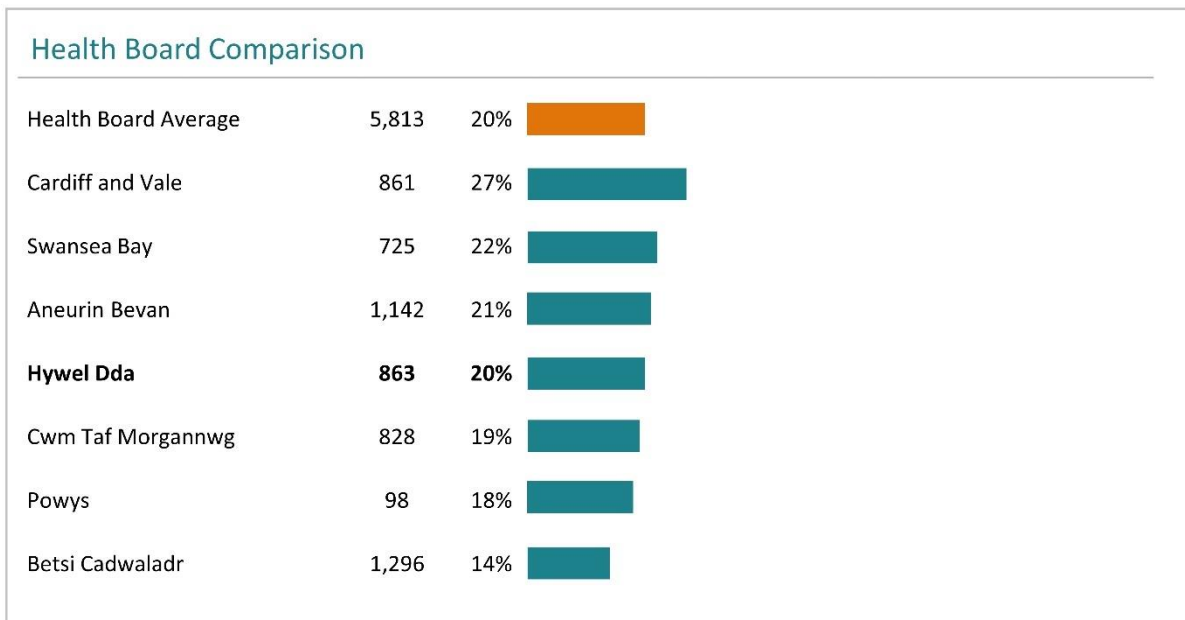
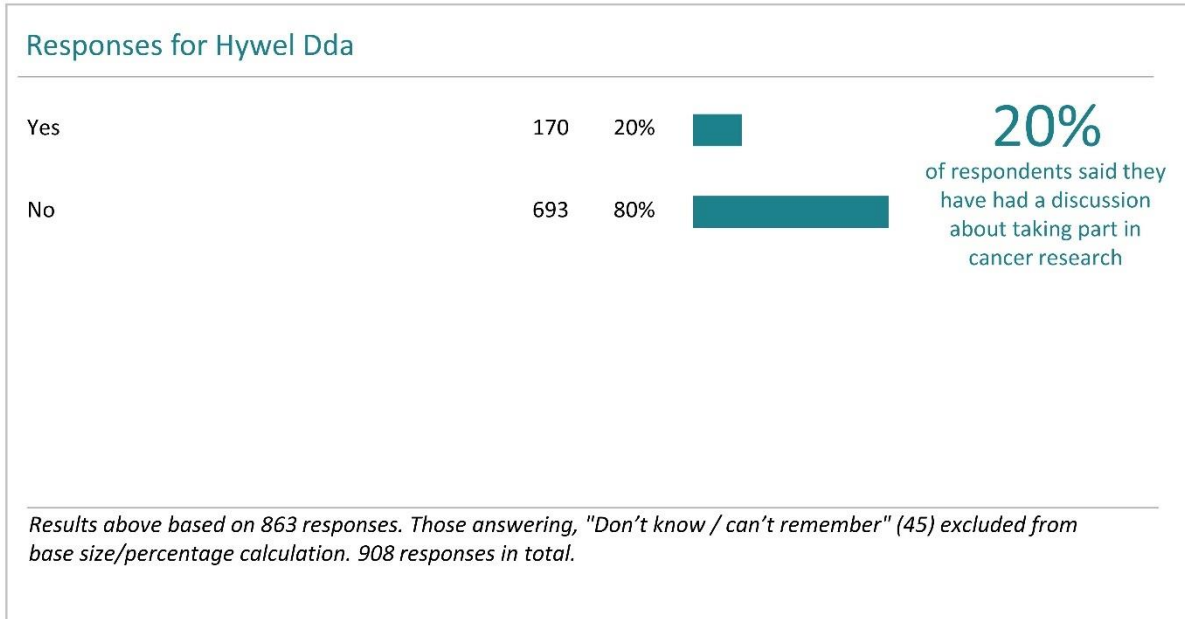
Results above based on 552 responses. Those answering, "Don't know / can't remember" (340) excluded from base size/percentage calculation. 892 responses in total.

Health Board Comparison



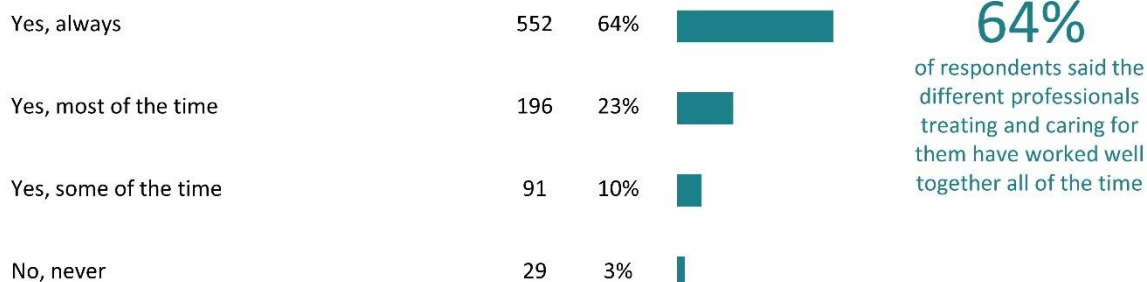
8.12 Your overall NHS care

Question 57: "Since your diagnosis, has anyone discussed with you whether you would like to take part in cancer research (e.g. clinical trials)?"



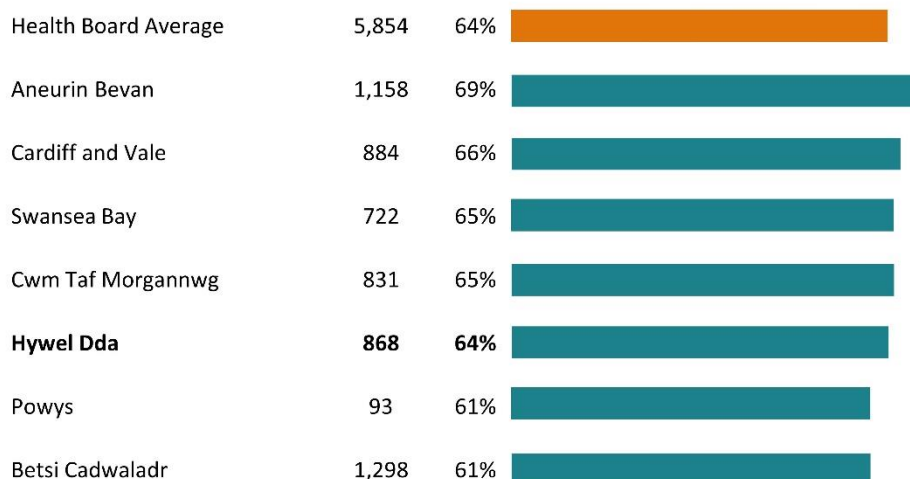
Question 58: "Since your diagnosis, have the different professionals treating and caring for you worked well together to give you the best possible care?"

Responses for Hywel Dda

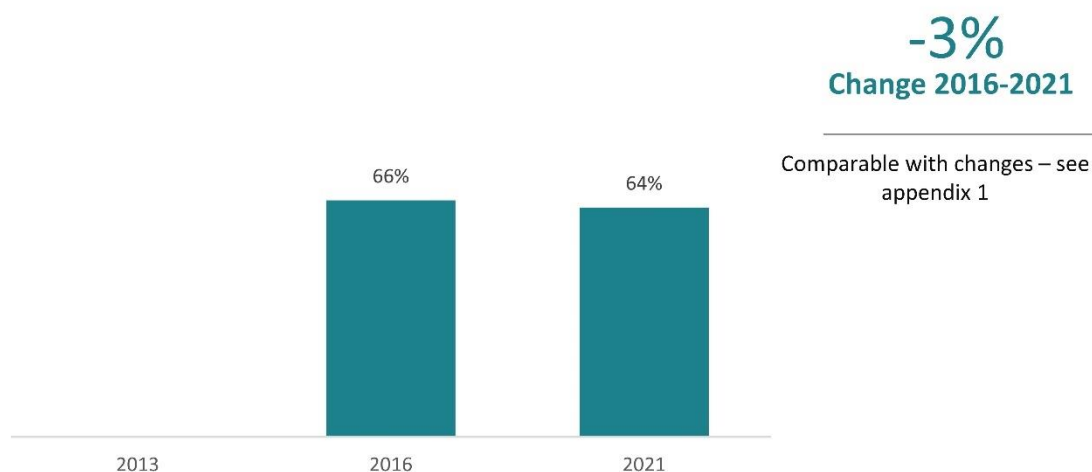


Results above based on 868 responses. Those answering, "Don't know / can't remember" (36) excluded from base size/percentage calculation. 904 responses in total.

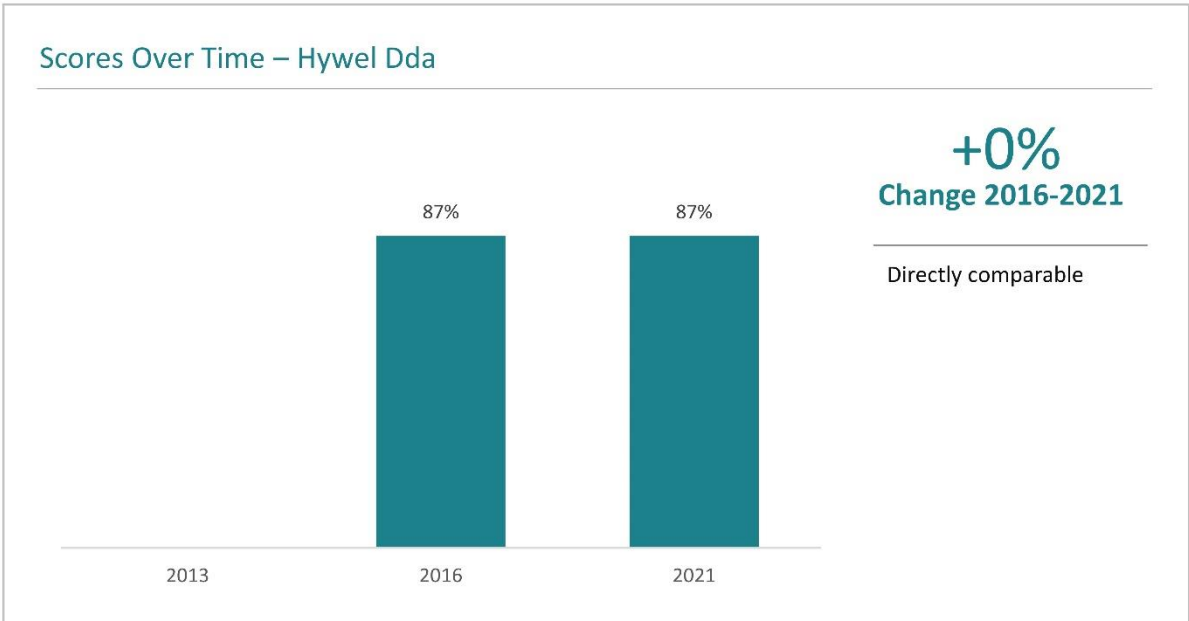
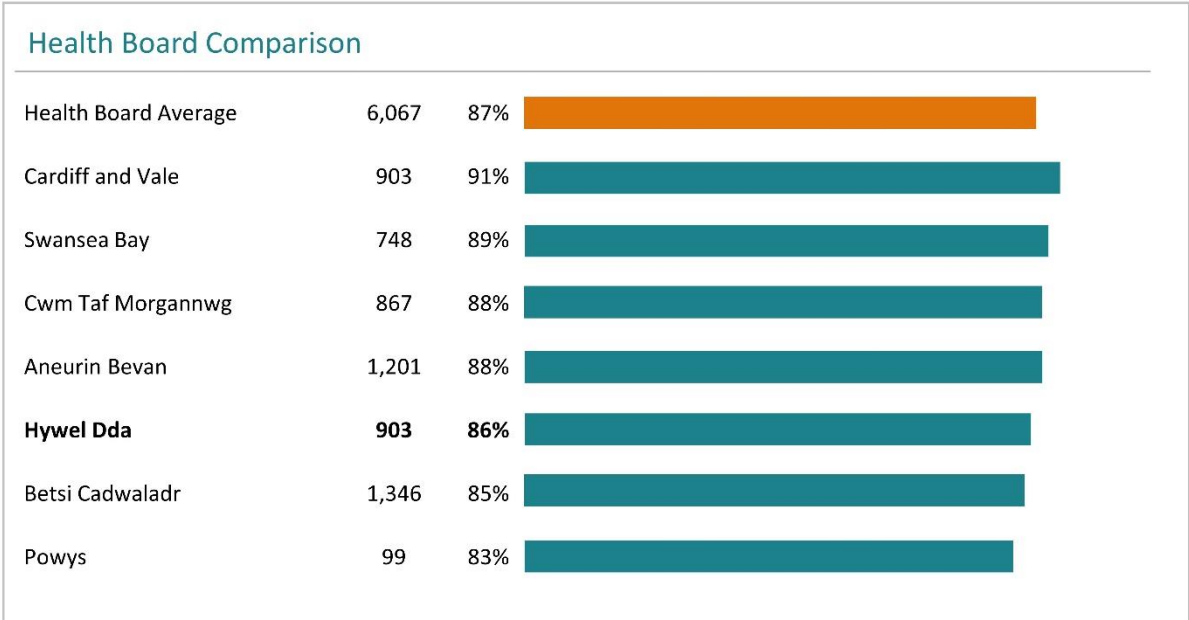
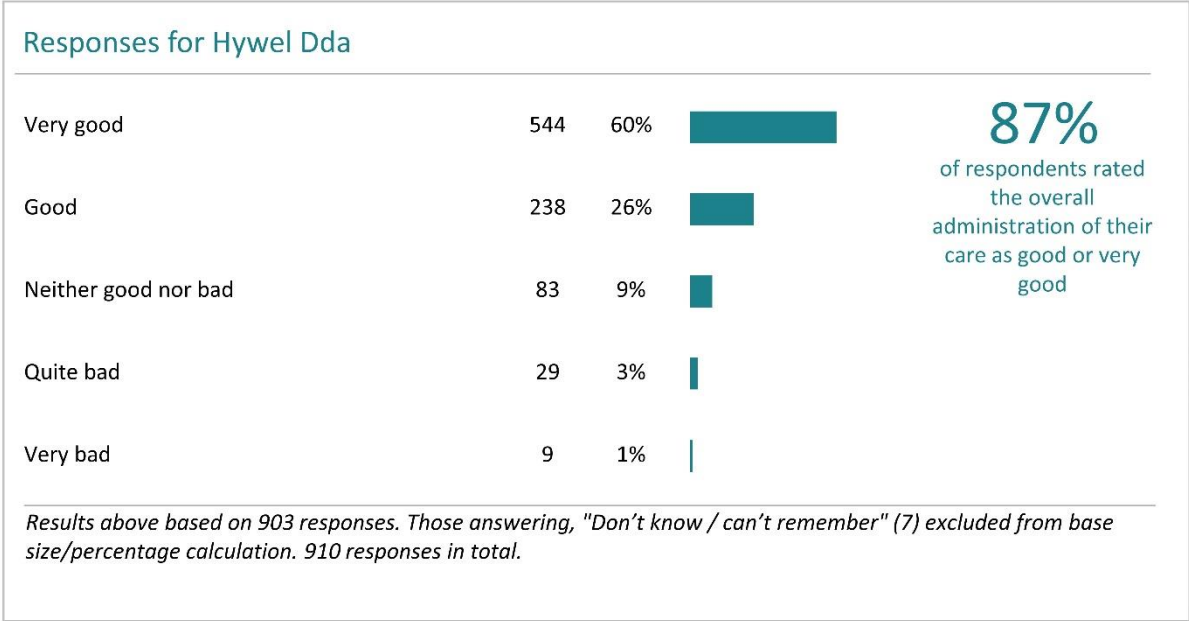
Health Board Comparison



Scores Over Time – Hywel Dda



Question 59: "Overall, how would you rate the administration of your care (getting letters at the right time, doctors having the right notes/tests results, etc.)?"



Question 60: "Were you able to speak in Welsh to staff if you needed to?"









Responses for Hywel Dda

Yes, completely	138	47%	
Yes, to some extent	84	29%	
No	71	24%	

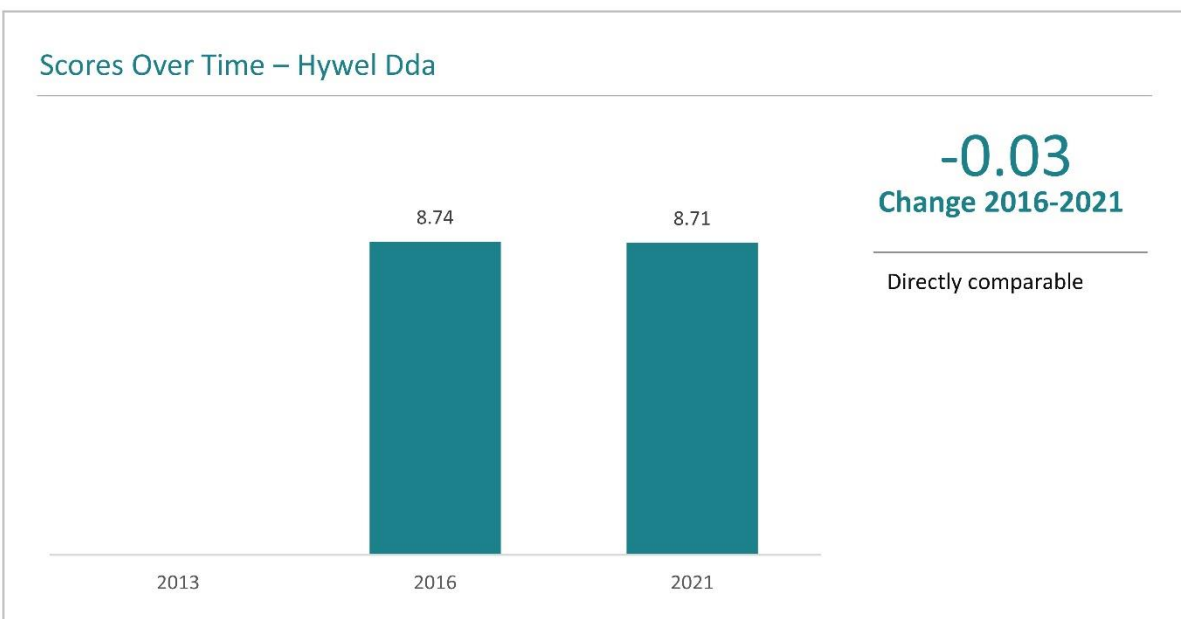
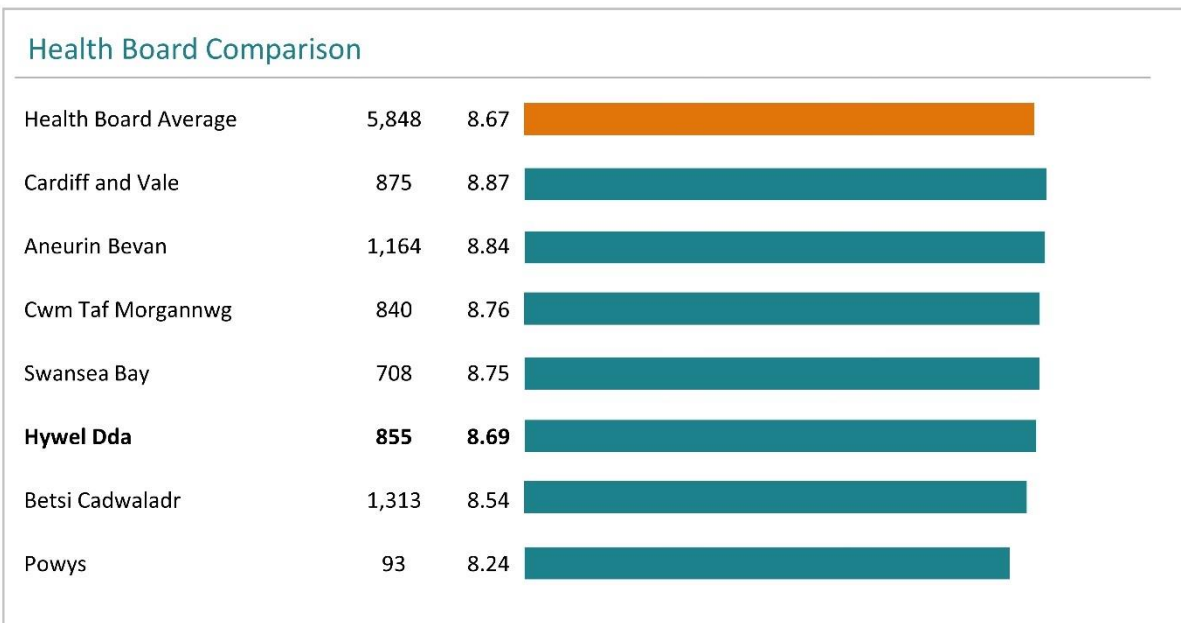
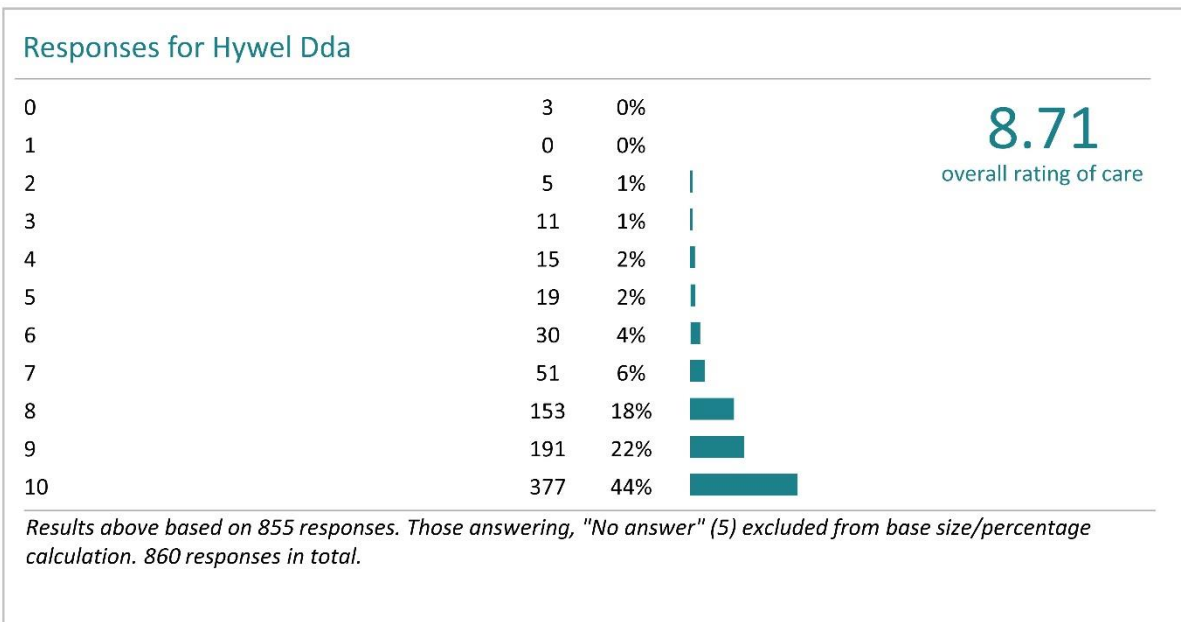
47%
of respondents
completely agreed that
they were able to speak
in Welsh if they needed
to

Results above based on 293 responses. Those answering, "Don't know / can't remember" (12), "Not applicable to me" (594) excluded from base size/percentage calculation. 899 responses in total.

Health Board Comparison

Health Board Average	1,282	33%	
Betsi Cadwaladr	453	51%	
Hywel Dda	293	48%	
Powys	25	33%	
Swansea Bay	131	33%	
Cwm Taf Morgannwg	146	23%	
Cardiff and Vale	90	21%	
Aneurin Bevan	144	19%	

Question 61: "Overall, how would you rate your care? 0 is I had a very poor experience and 10 is I had a very good experience"¹²



¹² Question 61 asks respondents to rate their overall care on a scale of 0 to 10. Scores are the average of this scale.

Appendix 1

Where questions are not directly comparable with previous iterations of the survey but the question meaning remains the same, questions are marked as 'comparable with changes'. These changes are outlined below. Full record of changes is available at <https://wcpes.co.uk/library>

Q04	Comparable - but additional response option added 'Other'
Q17	Comparable - but response option changed from 'Not sure/can't remember' to 'Don't know/can't remember'
Q19	Comparable - but response option changed from 'Not sure/can't remember' to 'Don't know/can't remember'
Q21a	Comparable - but question changed from 'Did your care include access to a Clinical Nurse Specialist ' to 'Did your care include access to a CNS '; change to the response options from 'No I did not have a clinical nurse specialist as part of my care team' to 'No I did not have one as part of my team' and 'Don't know/not sure' to 'Don't know/can't remember'
Q22a	Comparable - but question changed from 'How easy is it for you to contact your Key Worker' to 'How easy was it to contact your Key Worker'; change to the response options from 'I have not tried to contact her/him' to 'I have not tried to contact them' and additional response of 'Not applicable'
Q22b	Comparable- but question changed from 'How easy is it for you to contact your clinical nurse specialist' to 'How easy was it to contact your CNS'; change to response options from 'I have not tried to contact her/him' to 'I have not tried to contact them' and additional response of 'Not applicable'
Q23b	Comparable - but question text changed from 'When you have important questions to ask your Clinical Nurse Specialist, how often do you get answers you can understand?' to 'When you had questions to ask, how often did you get answers you can understand from your... CNS'; response option changed from 'I do not ask any questions' to 'I did not ask any questions' and additional response 'Not applicable'.
Q24b	Comparable - but question text changed from 'Did your Clinical Nurse Specialist provide you with the information you needed to make informed decisions about your treatment and care ?' to 'Did they provide you with the information you needed to make informed decisions about your treatment ? CNS' and additional response: 'Not applicable'
Q42	Comparable - but response option changed from 'Can't remember' to 'Don't know/Can't remember'
Q53	Comparable - but response option changed from 'Not sure / can't remember' to 'Don't know/can't remember'
Q55	Comparable - but question text changed from 'After leaving hospital, were you given enough care and help from your GP and the GP surgery ?' to 'After leaving hospital, were you given enough care and help from your GP and the GP practice ?'
Q58	Comparable - but response option changed from 'Don't know' to 'Don't know/can't remember'

Appendix 2

The Other cancer category is comprised of codes below. This has been used throughout the reporting of the 2021 results and is consistent with the last survey in 2016, as well as the most recently published CPES in both England and Northern Ireland.

Secondary

- C77
- C78 Secondary and unspecified malignant neoplasm of lymph nodes (C77), of respiratory and digestive organs (C78) and of other and unspecified sites (C79)
- C79

Any other

- C00 Malignant neoplasm of lip
- C05 Malignant neoplasm of palate
- C11 Malignant neoplasm of oropharynx
- C12 Malignant neoplasm of pyriform sinus
- C13 Malignant neoplasm of hypopharynx
- C14 Malignant neoplasm of other and ill-defined sites in the lip, oral cavity and pharynx
- C24 Malignant neoplasm of other and unspecified parts of biliary tract
- C26 Malignant neoplasm of other and ill-defined digestive organs
- C30 Malignant neoplasm of nasal cavity and middle ear
- C31 Malignant neoplasm of accessory sinuses
- C37 Malignant neoplasm of thymus
- C38 Malignant neoplasm of heart, mediastinum and pleura
- C39 Malignant neoplasm of other and ill-defined sites in the respiratory system and intrathoracic organs

- C47 Malignant neoplasm of peripheral nerves and autonomic nervous system
- C57 Malignant neoplasm of other and unspecified female genital organs
- C58 Malignant neoplasm of placenta
- C63 Malignant neoplasm of other and unspecified male genital organs
- C68 Malignant neoplasm of other and unspecified urinary organs
- C69 Malignant neoplasm of eye and adnexa
- C70 Malignant neoplasm of meninges
- C72 Malignant neoplasm of spinal cord, cranial nerves and other parts of central nervous system
- C74 Malignant neoplasm of adrenal gland
- C75 Malignant neoplasm of other endocrine glands and related structures
- C76 Malignant neoplasm of other and ill-defined sites
- C80 Malignant neoplasm, without specification of site
- C86 Other specified types of T/NK-cell lymphoma
- C88 Malignant immunoproliferative diseases
- C96 Other and unspecified malignant neoplasms of lymphoid, haematopoietic and related tissue
- C97 Malignant neoplasms of independent (primary) multiple sites

Acknowledgments

This report would not have been possible without the thousands of responses from people living with cancer in Wales, we are indebted to the time they gave us to deliver this report.

The third Wales Cancer Patient Experience survey was produced by a tripartite partnership between IQVIA, the Wales Cancer Network and Macmillan Cancer Support. This group dedicated a large amount of professional time to ensuring this report was delivered. We also thank all others who have previously contributed to this project.